

# Kickemuit Middle School

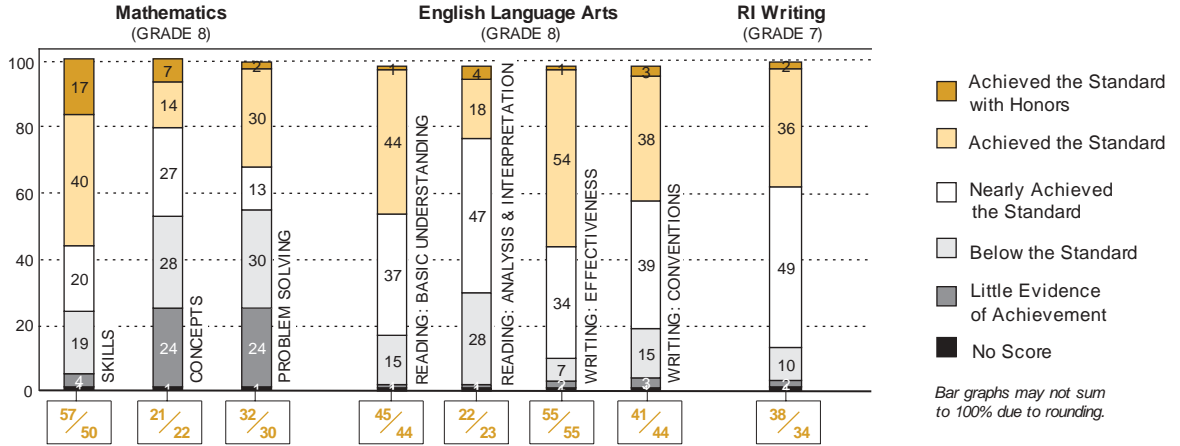
Information Works! School Year 2002-2003

Bristol Warren District  
 Michael P. Carbone, Jr., Principal  
 Grades 6-8  
 934 Students  
 85 Teachers

## 2003 Assessment Results

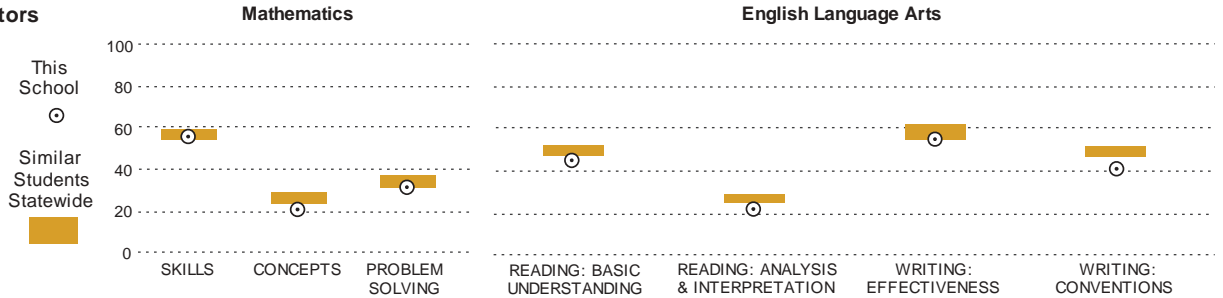
Percentage of students at each performance level

Total percent proficient in each subtest



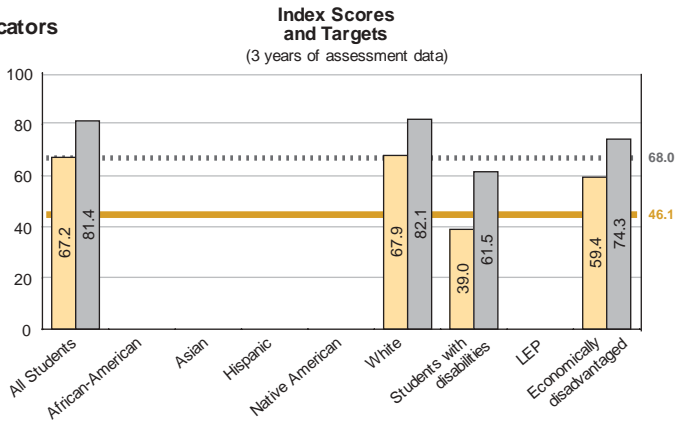
## 2003 Value-Added Indicators

Percentage of students who met or exceeded the standard compared with the percentage of similar students statewide



## School Classification Indicators (21 Targets)

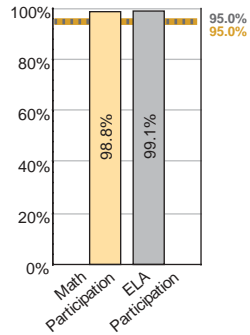
Mathematics: This school's index score, 2003 state target  
 English Language Arts: This school's index score, 2003 state target



Index scores range from 0 to 100. They are based on the performance levels of all students in both English language arts and mathematics, for all subtests, over three years. For further detail, see the 2003 School Reports Cards at [www.ridoenet.net](http://www.ridoenet.net).

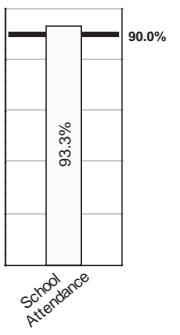
## Participation Rates and Targets

(3 years of assessment data)



## Attendance Rate and Target

(1 year of data)

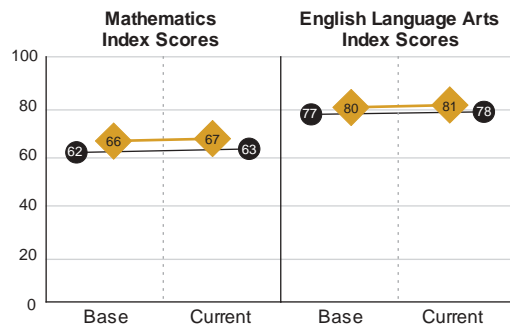


## Performance Progress

Student achievement over the past four years

This school, The state

Base: School years 2000-2002  
 Current: School years 2001-2003

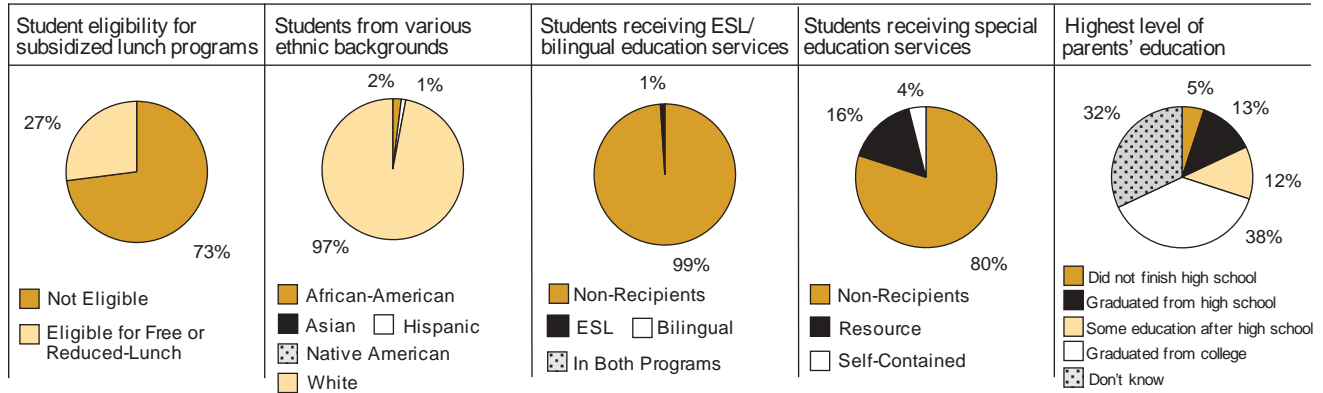


**Classification**

This school is in need of improvement and making progress.

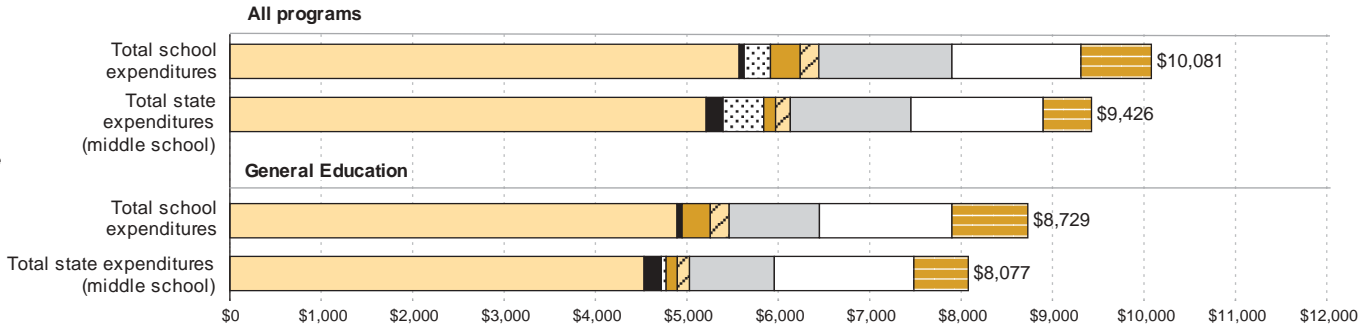
Schools that miss any of the 21 targets are classified as in need of improvement, as required by federal law.

**Characteristics of students attending this school**




**Financial information (per pupil)**

Data source: InSite



**Key for school expenditures areas**

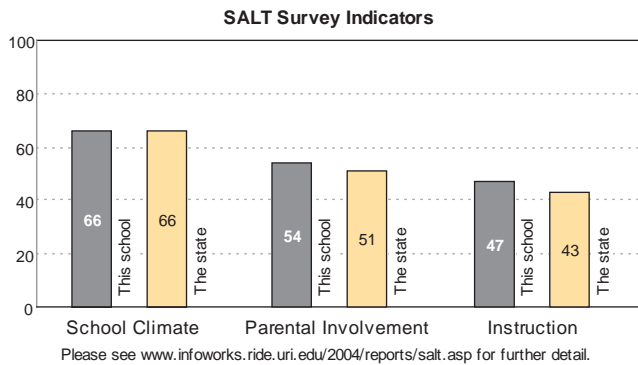


**Per pupil expenditures by program**

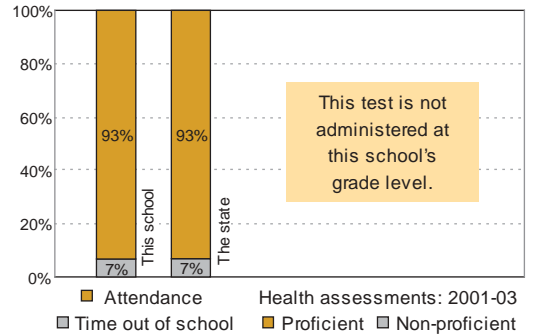
	General Education	LEP	Special Education	Title I	Vocational Education
This school	\$8,729	\$26,989	\$28,609	\$0	NA
Middle school average	\$8,077	\$6,237	\$23,419	\$722	\$0

**Learning Support Indicators**

State averages are calculated by school level (elementary, middle, and high).



**Other Indicators**



**Additional school indicators**

? Indicates school did not supply this information.

	This School	This District	The State
1. SALT Survey Teacher Response Rate (%)	73	77	80
2. SALT Survey Student Response Rate (%)	88	79	86
3. SALT Survey Parent Response Rate (%)	46	65	39
4. Stability Index (%)	98	92	85
5. Mobility Index (%)	8	10	20
6. Suspensions / Total # of Students	790/934	1734/3824	44474/159205
7. Grievances	0	1	369
8. Teacher Attendance (%)	97	97	97
9. Teachers with emergency/special provisional certification (%)	0	2	1

**Suspensions**

- Indicates 0 suspensions.

Infraction	Out-of-School Suspensions	In-School Suspensions	Alternate Programs	Total
Alcohol	-	-	-	-
Arson	-	-	-	-
Assault of Student	1	-	-	1
Assault of Teacher	1	-	-	1
Attendance-Cut/Skipped Class	12	27	-	39
Attendance-Cut/Skipped Detention	49	136	-	185
Attendance-Left School Grounds	1	2	-	3
Attendance-Tardy	-	-	-	-
Attendance-Truant	-	7	-	7
Bomb Threat	-	-	-	-
Breaking & Entering	-	-	-	-
Communication/Electronic Devices	-	-	-	-
Controlled Substances-Possession or Under Influence	4	1	-	5
Controlled Substances-Possession with Intent to Sell	-	-	-	-
Controlled Substances-Sale of	-	-	-	-
Disorderly Conduct	1	-	-	1
Extortion	-	-	-	-
Fighting	40	-	-	40
Fire Regulations Violation	-	8	-	8
Forgery	2	2	-	4
Gambling	-	-	-	-
Gang Activity	-	-	-	-
Harrasment-Sexual	-	-	-	-
Harrasment-Stalking	-	-	-	-
Harrasment-Verbal/Physical	5	19	-	24
Hate Crimes	-	-	-	-
Hazing	-	-	-	-
Insubordination/Disrespect	85	109	-	194
Kidnapping/Abduction	-	-	-	-
Larceny	12	-	-	12
Obscene/Abusive Language toward Student	14	21	-	35
Obscene/Abusive Language toward Teacher	28	8	-	36
Threat/Intimidation	6	3	-	9
Tobacco-Possession or Use	-	-	-	-
Trespassing	-	-	-	-
Unauthorized Use of Computers or Other Technology	-	4	-	4
Vandalism	9	7	-	16
Weapon Possession	3	-	-	3
Other Infractions	69	94	-	163
Reason for suspension not reported	-	-	-	-
<b>Totals</b>	<b>342</b>	<b>448</b>	<b>-</b>	<b>790</b>

Please note: The number indicates the number of incidents, not the number of days or students suspended.