

Dr. Earl F. Calcutt Middle School

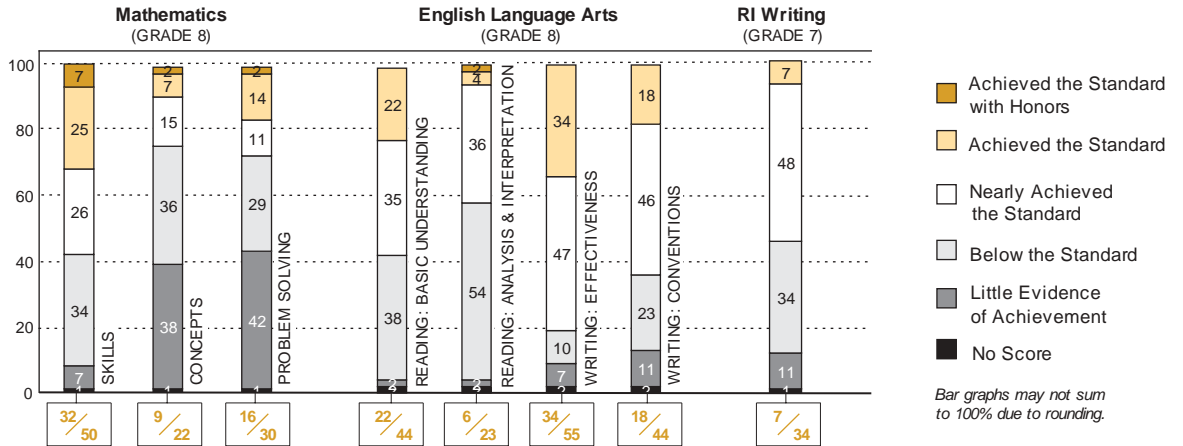
Information Works! School Year 2002-2003

Central Falls District
 Bruce Macksoud, Principal
 Grades 6-8
 882 Students
 63 Teachers

2003 Assessment Results

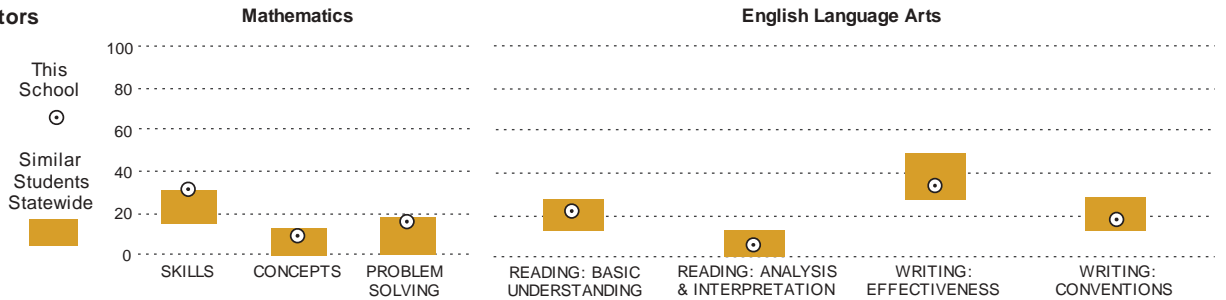
Percentage of students at each performance level

Total percent proficient in each subtest



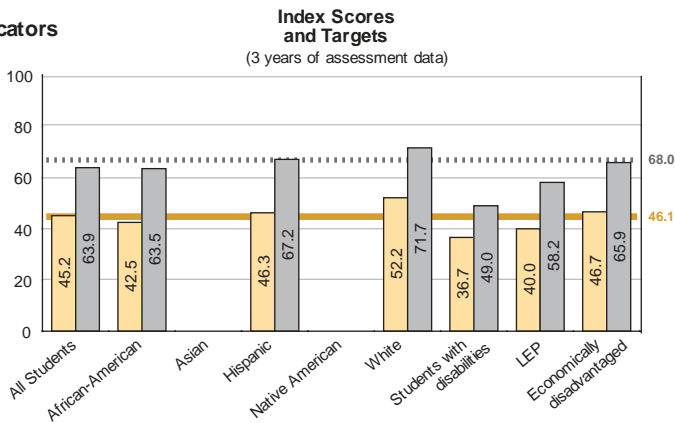
2003 Value-Added Indicators

Percentage of students who met or exceeded the standard compared with the percentage of similar students statewide



School Classification Indicators (21 Targets)

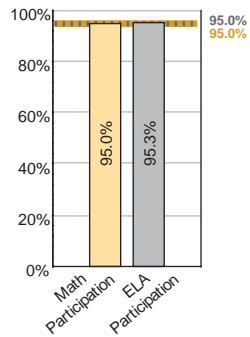
Mathematics: This school's index score, 2003 state target
 English Language Arts: This school's index score, 2003 state target



Index scores range from 0 to 100. They are based on the performance levels of all students in both English language arts and mathematics, for all subtests, over three years. For further detail, see the 2003 School Reports Cards at www.ridoenet.net.


Participation Rates and Targets

(3 years of assessment data)



Attendance Rate and Target

(1 year of data)

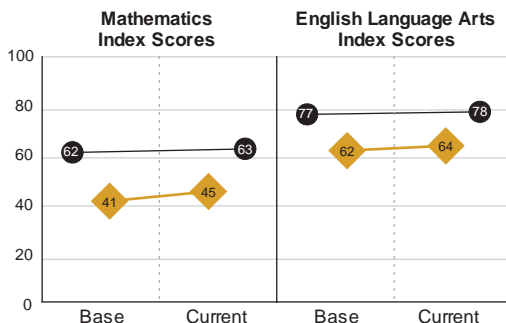


Performance Progress

Student achievement over the past four years

This school, The state

Base: School years 2000-2002
 Current: School years 2001-2003



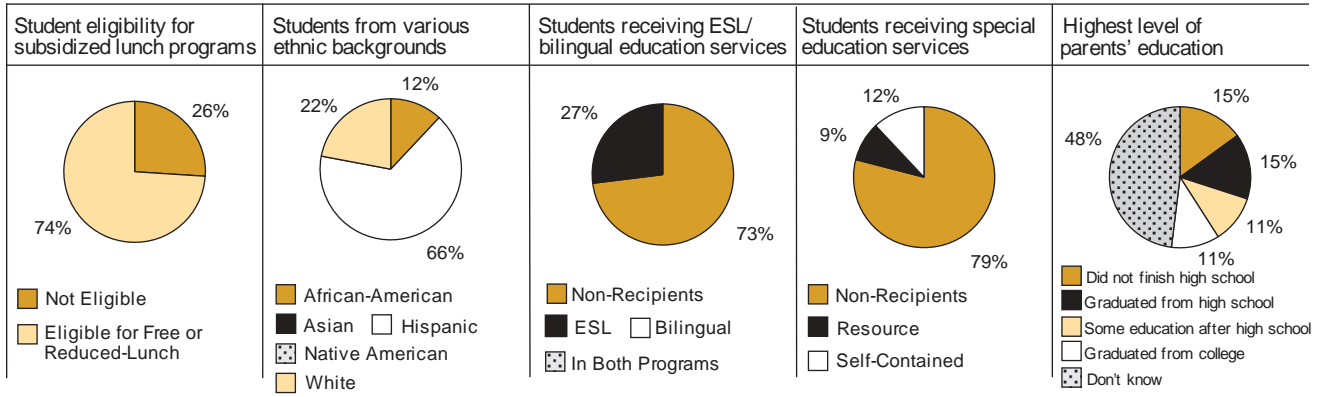
Classification

This school is in need of improvement and making insufficient progress.

This school has been identified for improvement for the third year.

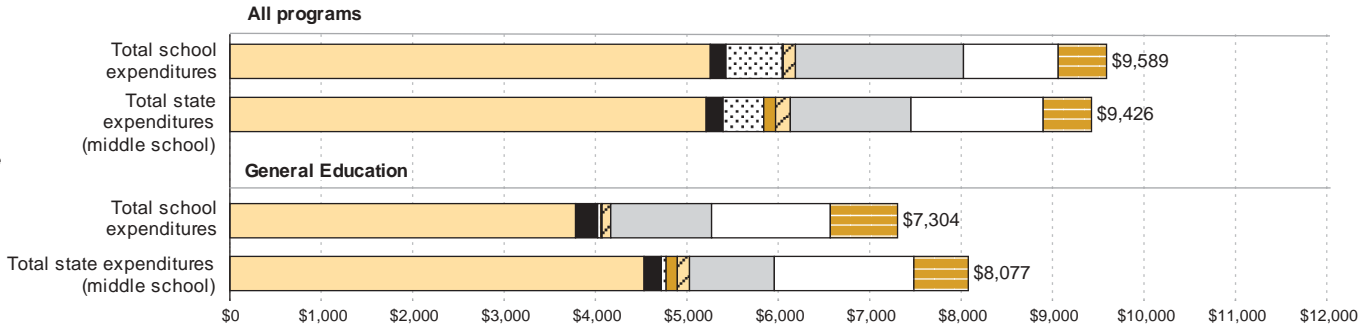
Schools that miss any of the 21 targets are classified as in need of improvement, as required by federal law.

Characteristics of students attending this school




Financial information (per pupil)

Data source: InSite



Key for school expenditures areas

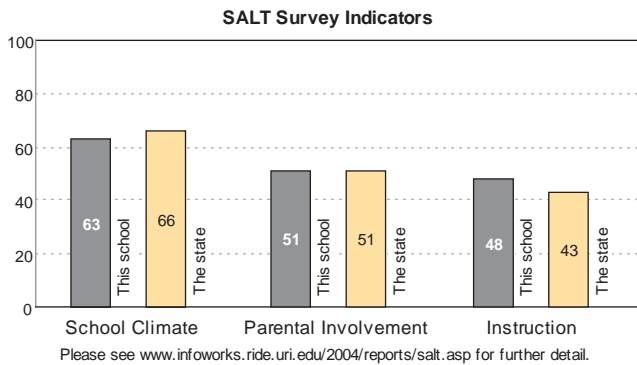


Per pupil expenditures by program

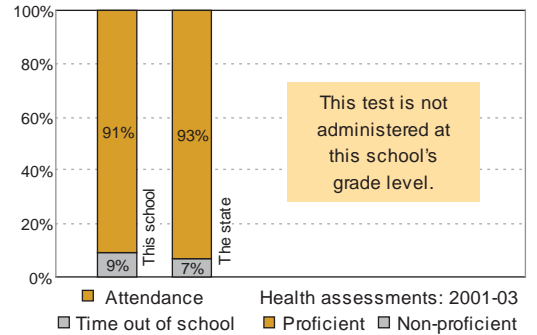
	General Education	LEP	Special Education	Title I	Vocational Education
This school	\$7,304	\$7,207	\$22,164	\$580	NA
Middle school average	\$8,077	\$6,237	\$23,419	\$722	\$0

Learning Support Indicators

State averages are calculated by school level (elementary, middle, and high).



Other Indicators



Additional school indicators

? Indicates school did not supply this information.

	This School	This District	The State
1. SALT Survey Teacher Response Rate (%)	100	100	80
2. SALT Survey Student Response Rate (%)	87	84	86
3. SALT Survey Parent Response Rate (%)	46	53	39
4. Stability Index (%)	71	67	85
5. Mobility Index (%)	43	29	20
6. Suspensions / Total # of Students	590/882	1646/3651	44474/159205
7. Grievances	3	5	369
8. Teacher Attendance (%)	95	96	97
9. Teachers with emergency/special provisional certification (%)	1	2	1

Suspensions

- Indicates 0 suspensions.

Infraction	Out-of-School Suspensions	In-School Suspensions	Alternate Programs	Total
Alcohol	-	-	-	-
Arson	-	-	-	-
Assault of Student	50	6	-	56
Assault of Teacher	6	-	-	6
Attendance-Cut/Skipped Class	2	1	-	3
Attendance-Cut/Skipped Detention	14	60	-	74
Attendance-Left School Grounds	2	2	-	4
Attendance-Tardy	-	-	-	-
Attendance-Truant	-	2	-	2
Bomb Threat	-	-	-	-
Breaking & Entering	-	-	-	-
Communication/Electronic Devices	-	-	-	-
Controlled Substances-Possession or Under Influence	9	1	-	10
Controlled Substances-Possession with Intent to Sell	-	-	-	-
Controlled Substances-Sale of	-	-	-	-
Disorderly Conduct	86	88	-	174
Extortion	-	-	-	-
Fighting	86	2	-	88
Fire Regulations Violation	-	-	-	-
Forgery	-	1	-	1
Gambling	2	-	-	2
Gang Activity	-	-	-	-
Harrasment-Sexual	16	4	-	20
Harrasment-Stalking	-	1	-	1
Harrasment-Verbal/Physical	2	2	-	4
Hate Crimes	1	-	-	1
Hazing	-	-	-	-
Insubordination/Disrespect	1	3	-	4
Kidnapping/Abduction	-	-	-	-
Larceny	3	1	-	4
Obscene/Abusive Language toward Student	21	9	-	30
Obscene/Abusive Language toward Teacher	57	7	-	64
Threat/Intimidation	23	3	-	26
Tobacco-Possession or Use	-	-	-	-
Trespassing	-	-	-	-
Unauthorized Use of Computers or Other Technology	-	-	-	-
Vandalism	9	6	-	15
Weapon Possession	1	-	-	1
Other Infractions	-	-	-	-
Reason for suspension not reported	-	-	-	-
Totals	391	199	-	590

Please note: The number indicates the number of incidents, not the number of days or students suspended.