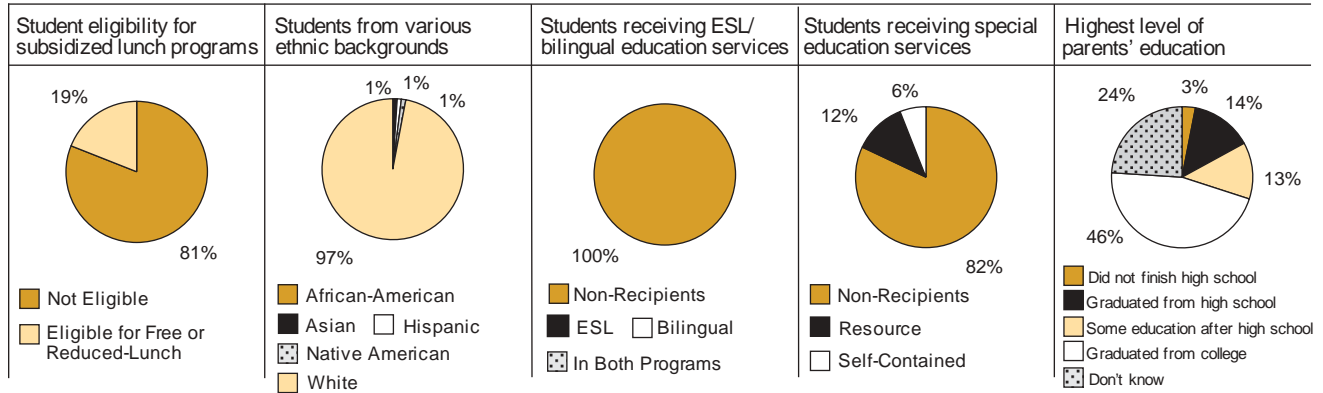
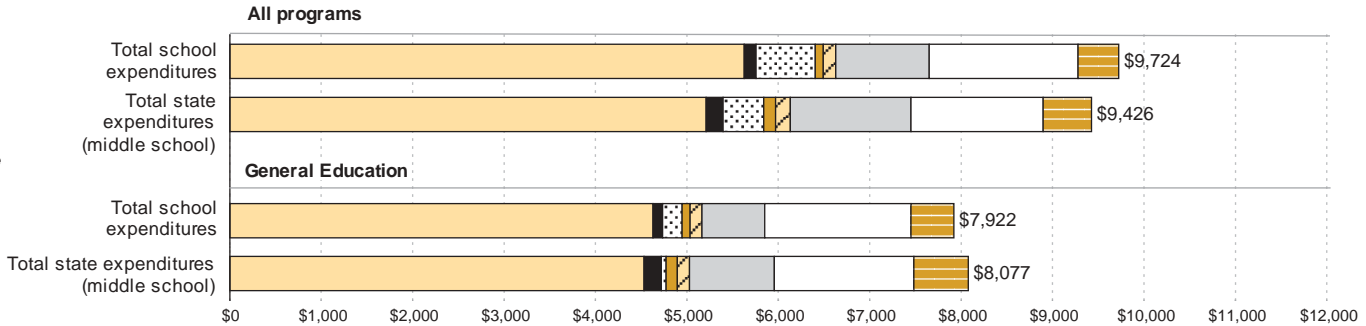


**Characteristics of students attending this school**




**Financial information (per pupil)**

Data source: InSite



**Key for school expenditures areas**

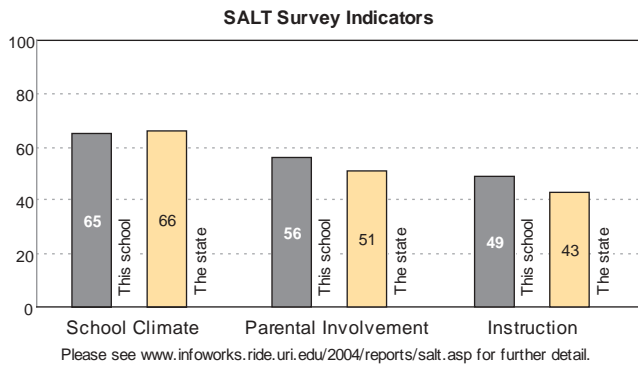


**Per pupil expenditures by program**

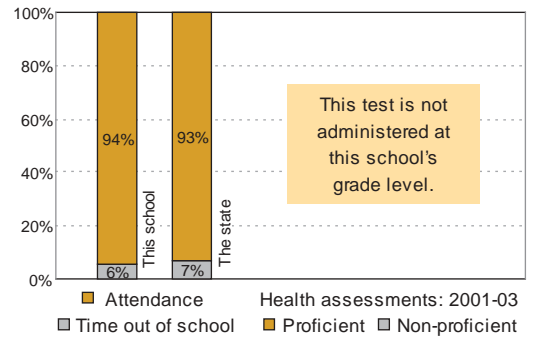
	General Education	LEP	Special Education	Title I	Vocational Education
This school	\$7,922	\$38,067	\$35,416	\$1,780	NA
Middle school average	\$8,077	\$6,237	\$23,419	\$722	\$0

**Learning Support Indicators**

State averages are calculated by school level (elementary, middle, and high).



**Other Indicators**



**Additional school indicators**

? Indicates school did not supply this information.

	This School	This District	The State
1. SALT Survey Teacher Response Rate (%)	88	87	80
2. SALT Survey Student Response Rate (%)	84	83	86
3. SALT Survey Parent Response Rate (%)	22	32	39
4. Stability Index (%)	93	91	85
5. Mobility Index (%)	12	10	20
6. Suspensions / Total # of Students	295/1099	699/3861	44474/159205
7. Grievances	1	4	369
8. Teacher Attendance (%)	96	96	97
9. Teachers with emergency/special provisional certification (%)	1	2	1