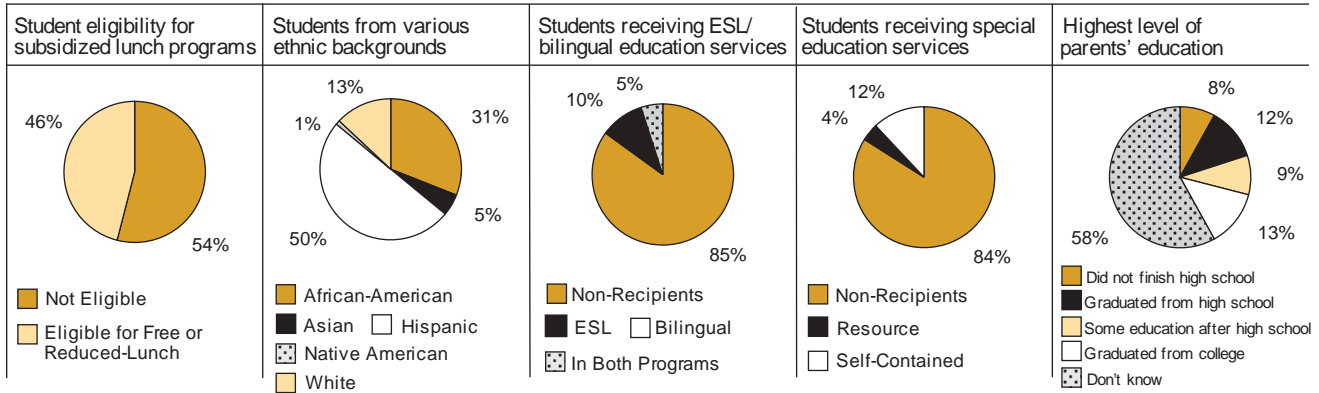
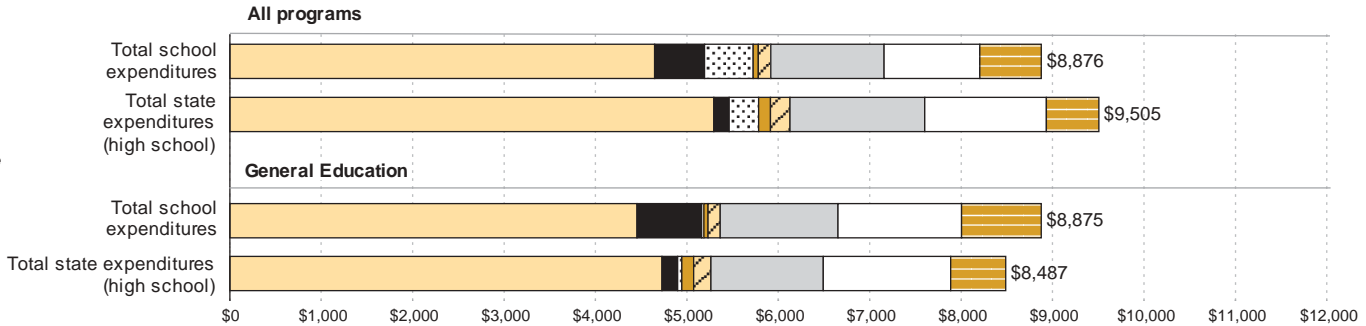


Characteristics of students attending this school




Financial information (per pupil)

Data source: InSite



Key for school expenditures areas

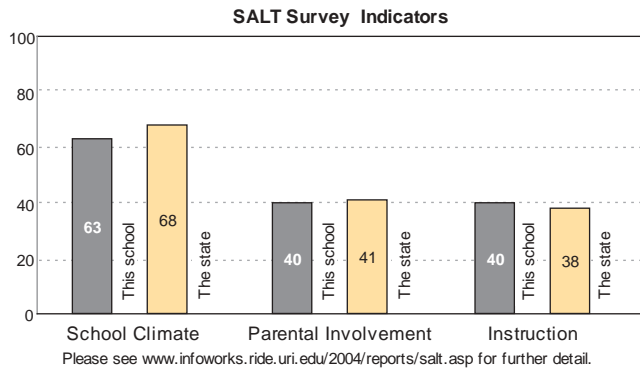


Per pupil expenditures by program

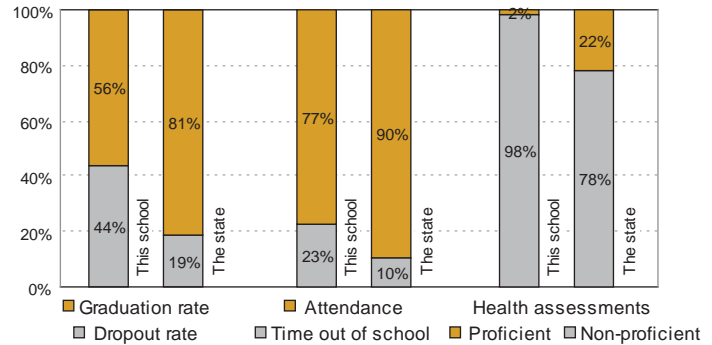
	General Education	LEP	Special Education	Title I	Vocational Education
This school	\$8,875	\$4,371	\$10,836	\$164	NA
High school average	\$8,487	\$6,094	\$22,906	\$352	\$14,064

Learning Support Indicators

State averages are calculated by school level (elementary, middle, and high).



Other Indicators



Additional school indicators

? Indicates school did not supply this information.

	This School	This District	The State
1. SALT Survey Teacher Response Rate (%)	34	57	80
2. SALT Survey Student Response Rate (%)	58	79	86
3. SALT Survey Parent Response Rate (%)	2	49	39
4. Dropout Rate (%)	44	34	19
5. Stability Index (%)	59	73	85
6. Mobility Index (%)	51	31	20
7. Suspensions / Total # of Students	670/1577	10135/27580	44474/159205
8. Grievances	17	172	369
9. Teacher Attendance (%)	95	95	97
10. Teachers with emergency/special provisional certification (%)	3	8	1