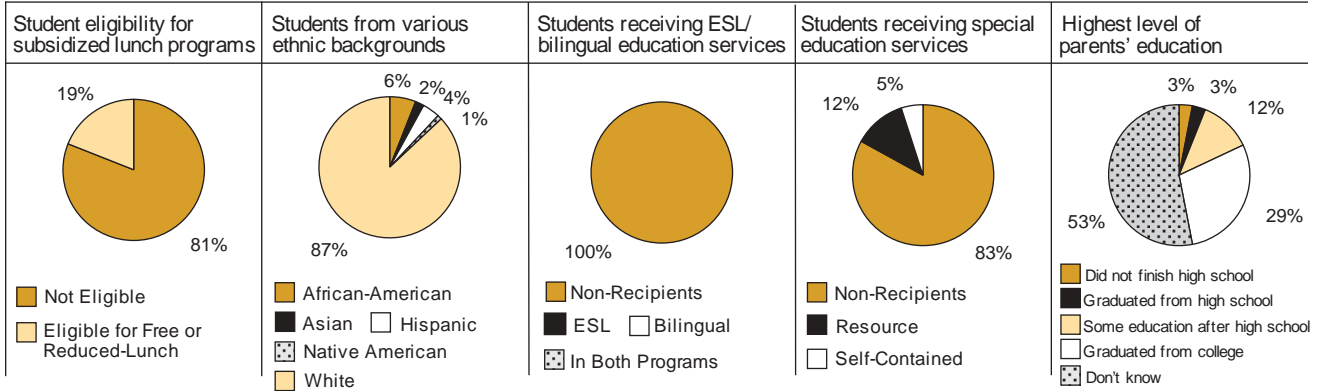
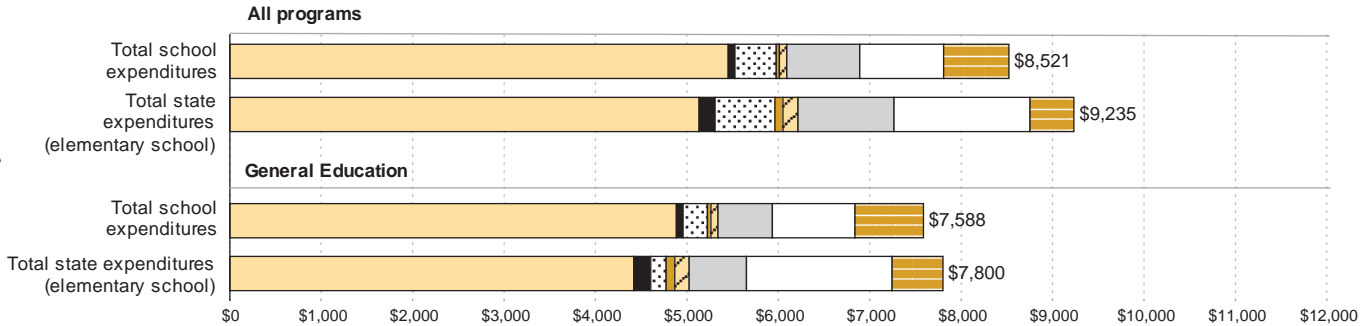


Characteristics of students attending this school




Financial information (per pupil)

Data source: InSite



Key for school expenditures areas

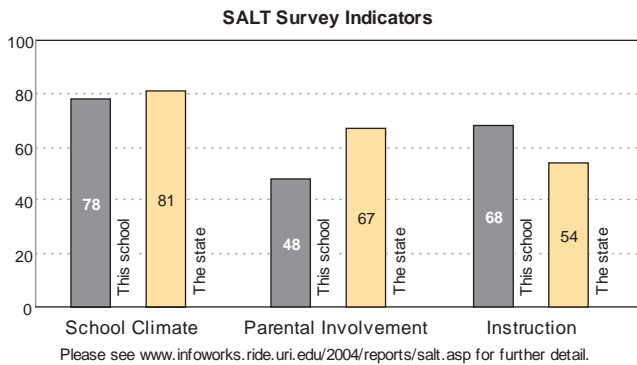


Per pupil expenditures by program

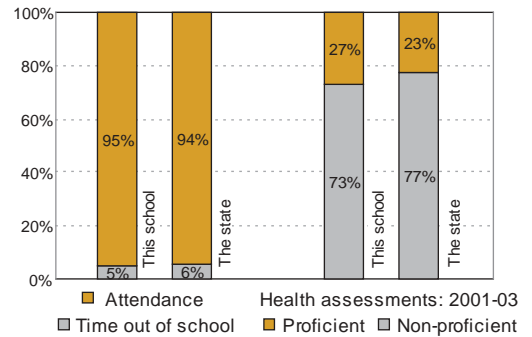
	General Education	LEP	Special Education	Title I	Vocational Education
This school	\$7,588	\$0	\$22,909	\$0	NA
Elementary school average	\$7,800	\$4,322	\$28,519	\$888	\$0

Learning Support Indicators

State averages are calculated by school level (elementary, middle, and high).



Other Indicators



Additional school indicators

? Indicates school did not supply this information.

	This School	This District	The State
1. SALT Survey Teacher Response Rate (%)	100	74	80
2. SALT Survey Student Response Rate (%)	91	86	86
3. SALT Survey Parent Response Rate (%)	63	56	39
4. Stability Index (%)	92	91	85
5. Mobility Index (%)	22	19	20
6. Suspensions / Total # of Students	2/204	1965/11269	44474/159205
7. Grievances	0	1	369
8. Teacher Attendance (%)	98	98	97
9. Teachers with emergency/special provisional certification (%)	0	2	1