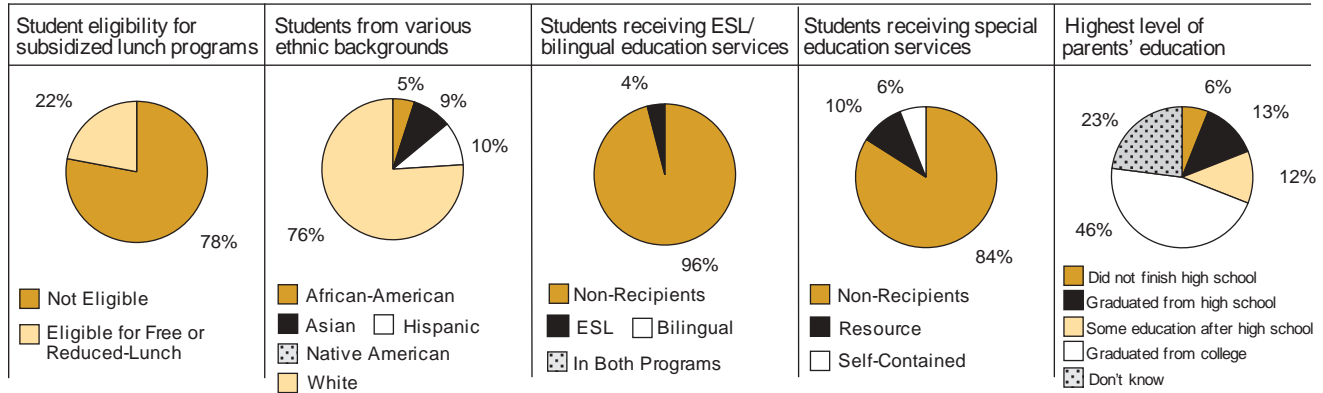
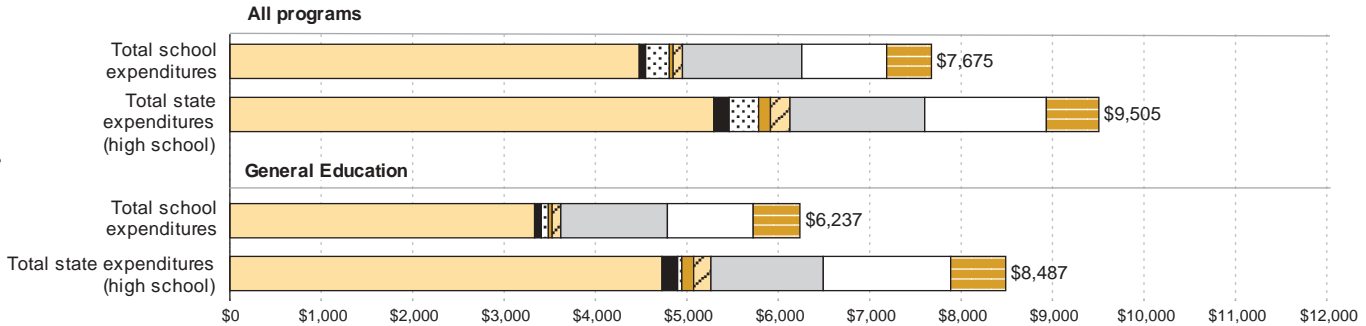


Characteristics of students attending this school




Financial information (per pupil)

Data source: InSite



Key for school expenditures areas

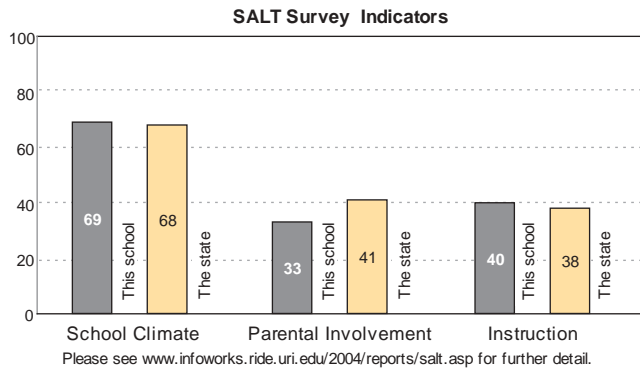


Per pupil expenditures by program

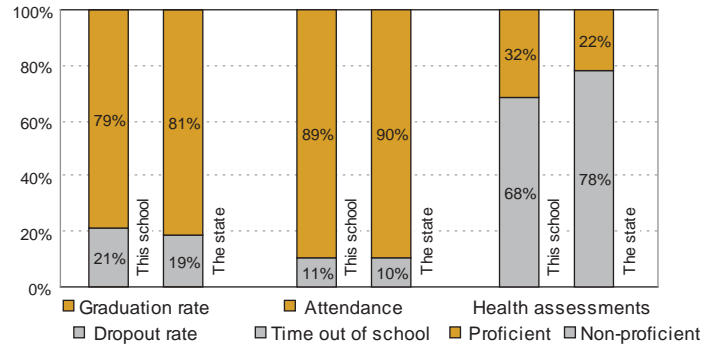
	General Education	LEP	Special Education	Title I	Vocational Education
This school	\$6,237	\$6,791	\$36,310	\$0	NA
High school average	\$8,487	\$6,094	\$22,906	\$352	\$14,064

Learning Support Indicators

State averages are calculated by school level (elementary, middle, and high).



Other Indicators



Additional school indicators

? Indicates school did not supply this information.

	This School	This District	The State
1. SALT Survey Teacher Response Rate (%)	78	74	80
2. SALT Survey Student Response Rate (%)	81	86	86
3. SALT Survey Parent Response Rate (%)	16	56	39
4. Dropout Rate (%)	21	16	19
5. Stability Index (%)	89	91	85
6. Mobility Index (%)	22	19	20
7. Suspensions / Total # of Students	674/1588	1965/11269	44474/159205
8. Grievances	1	1	369
9. Teacher Attendance (%)	98	98	97
10. Teachers with emergency/special provisional certification (%)	0	2	1