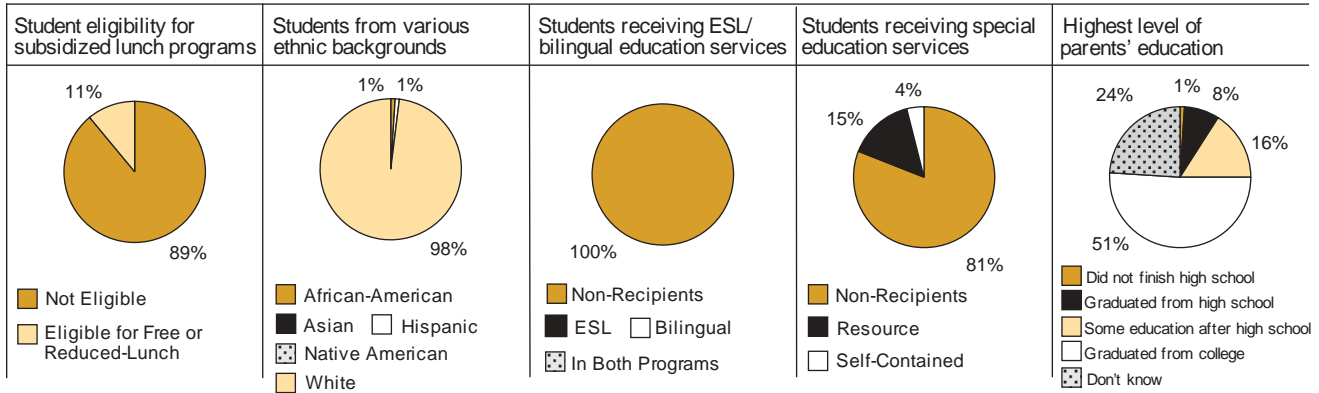
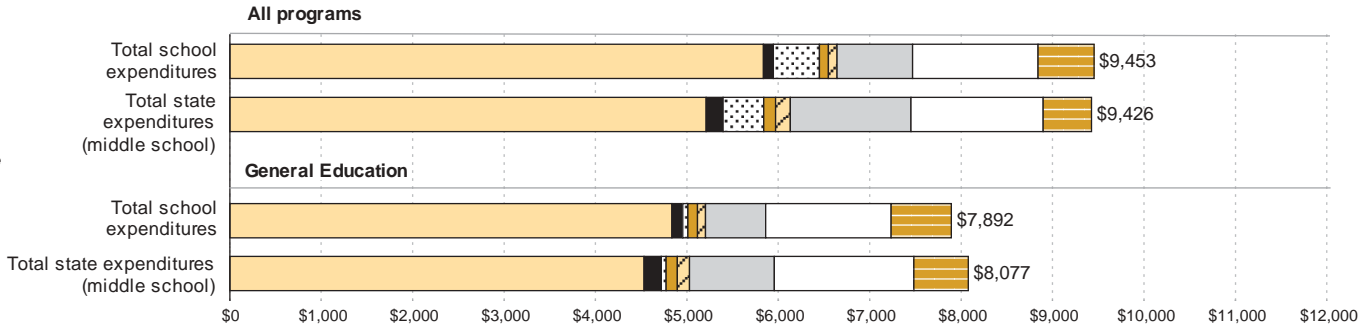


Characteristics of students attending this school




Financial information (per pupil)

Data source: InSite



Key for school expenditures areas

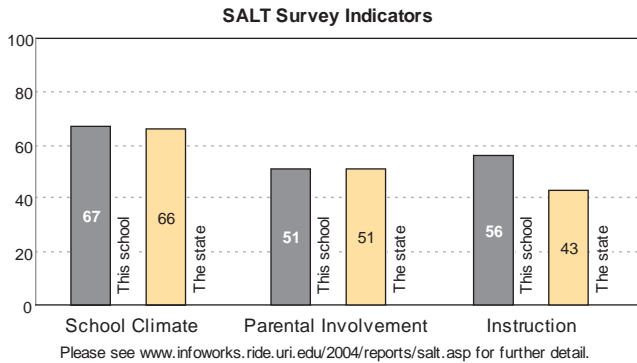


Per pupil expenditures by program

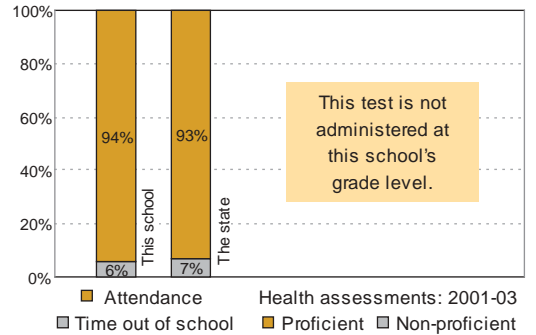
	General Education	LEP	Special Education	Title I	Vocational Education
This school	\$7,892	\$64,023	\$30,520	\$0	NA
Middle school average	\$8,077	\$6,237	\$23,419	\$722	\$0

Learning Support Indicators

State averages are calculated by school level (elementary, middle, and high).



Other Indicators



Additional school indicators

? Indicates school did not supply this information.

	This School	This District	The State
1. SALT Survey Teacher Response Rate (%)	97	77	80
2. SALT Survey Student Response Rate (%)	92	85	86
3. SALT Survey Parent Response Rate (%)	71	61	39
4. Stability Index (%)	94	93	85
5. Mobility Index (%)	7	11	20
6. Suspensions / Total # of Students	109/943	1403/5850	44474/159205
7. Grievances	0	0	369
8. Teacher Attendance (%)	96	98	97
9. Teachers with emergency/special provisional certification (%)	1	2	1