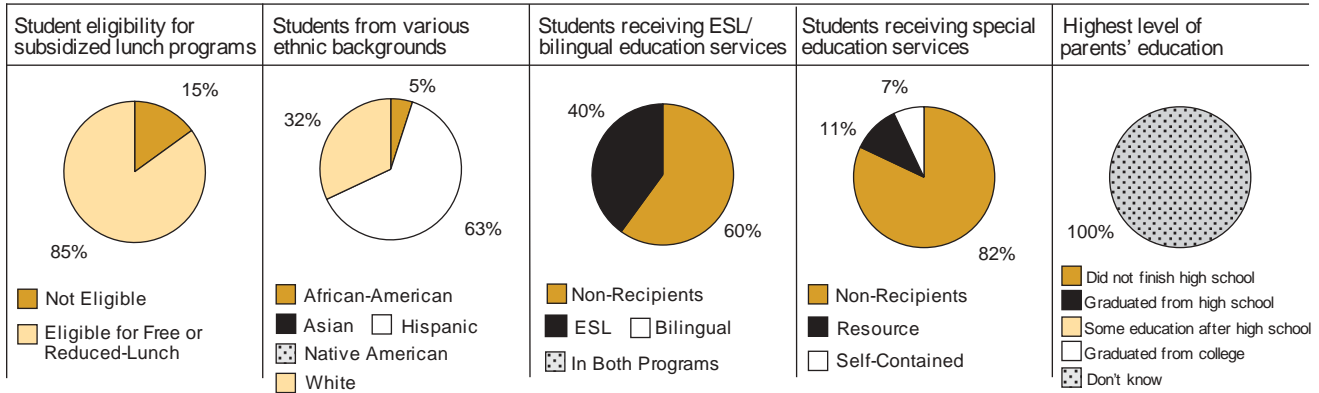
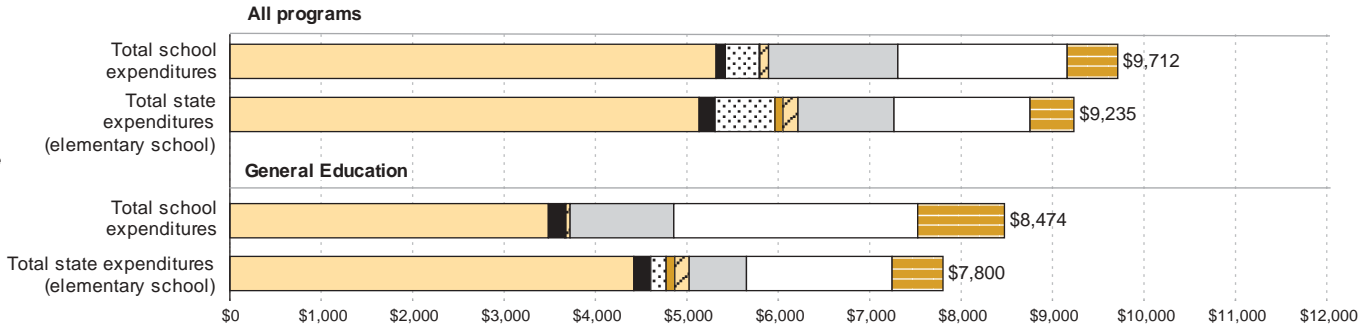


**Characteristics of students attending this school**




**Financial information (per pupil)**

Data source: InSite



**Key for school expenditures areas**

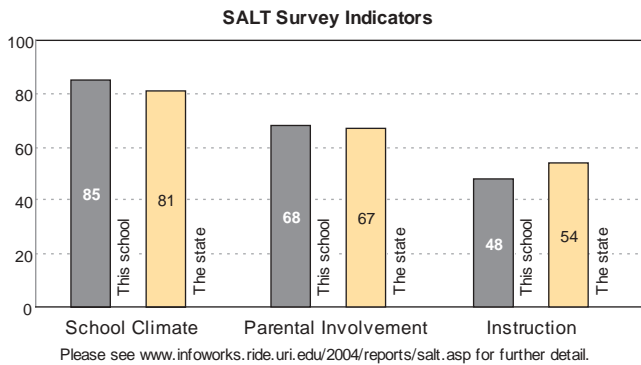


**Per pupil expenditures by program**

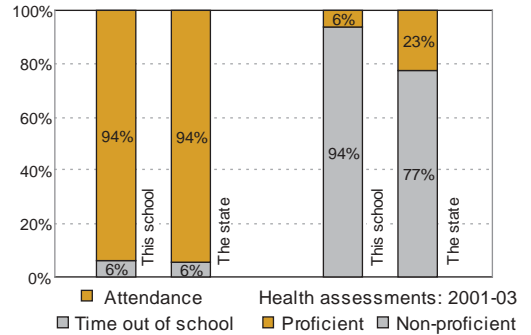
	General Education	LEP	Special Education	Title I	Vocational Education
This school	\$8,474	\$6,023	\$25,695	\$436	NA
Elementary school average	\$7,800	\$4,322	\$28,519	\$888	\$0

**Learning Support Indicators**

State averages are calculated by school level (elementary, middle, and high).



**Other Indicators**



**Additional school indicators**

? Indicates school did not supply this information.

	This School	This District	The State
1. SALT Survey Teacher Response Rate (%)	100	100	80
2. SALT Survey Student Response Rate (%)	90	84	86
3. SALT Survey Parent Response Rate (%)	84	53	39
4. Stability Index (%)	62	67	85
5. Mobility Index (%)	31	29	20
6. Suspensions / Total # of Students	5/250	1646/3651	44474/159205
7. Grievances	0	5	369
8. Teacher Attendance (%)	96	96	97
9. Teachers with emergency/special provisional certification (%)	0	2	1