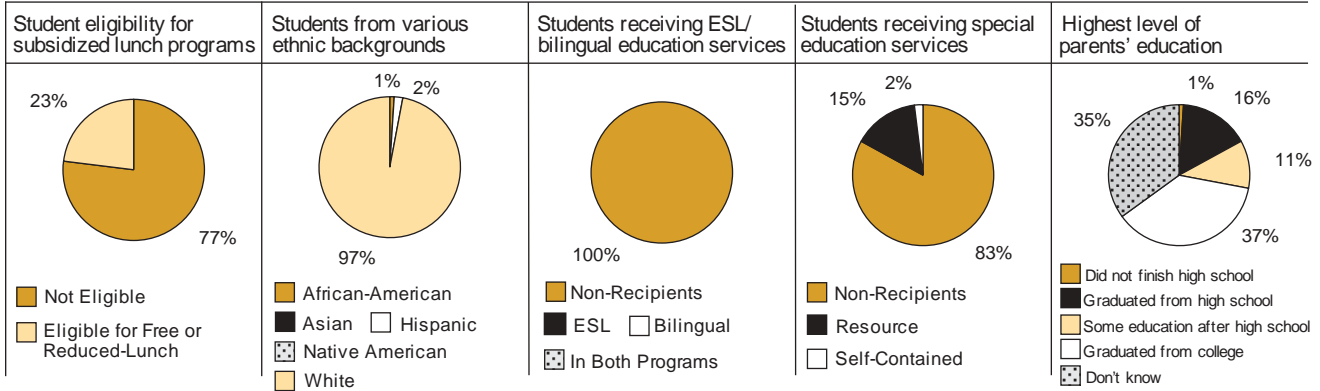
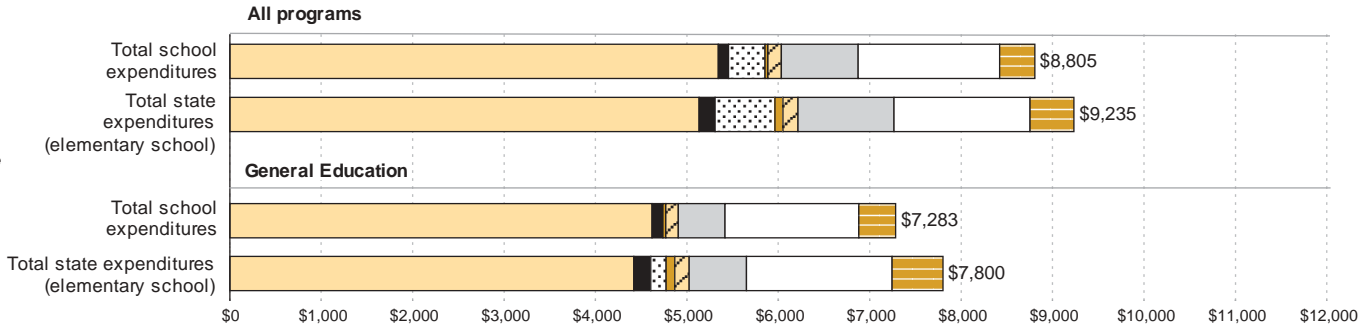


**Characteristics of students attending this school**




**Financial information (per pupil)**

Data source: InSite



**Key for school expenditures areas**

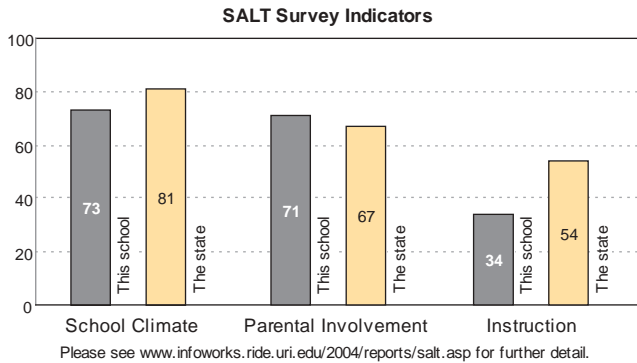


**Per pupil expenditures by program**

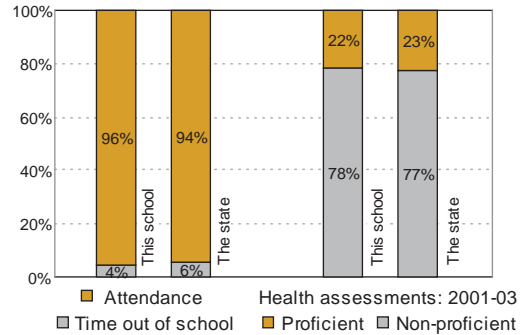
	General Education	LEP	Special Education	Title I	Vocational Education
This school	\$7,283	\$3,544	\$35,650	\$1,295	NA
Elementary school average	\$7,800	\$4,322	\$28,519	\$888	\$0

**Learning Support Indicators**

State averages are calculated by school level (elementary, middle, and high).



**Other Indicators**



**Additional school indicators**

? Indicates school did not supply this information.

	This School	This District	The State
1. SALT Survey Teacher Response Rate (%)	62	72	80
2. SALT Survey Student Response Rate (%)	92	87	86
3. SALT Survey Parent Response Rate (%)	59	42	39
4. Stability Index (%)	90	91	85
5. Mobility Index (%)	23	12	20
6. Suspensions / Total # of Students	25/420	946/2682	44474/159205
7. Grievances	0	4	369
8. Teacher Attendance (%)	95	96	97
9. Teachers with emergency/special provisional certification (%)	0	4	1