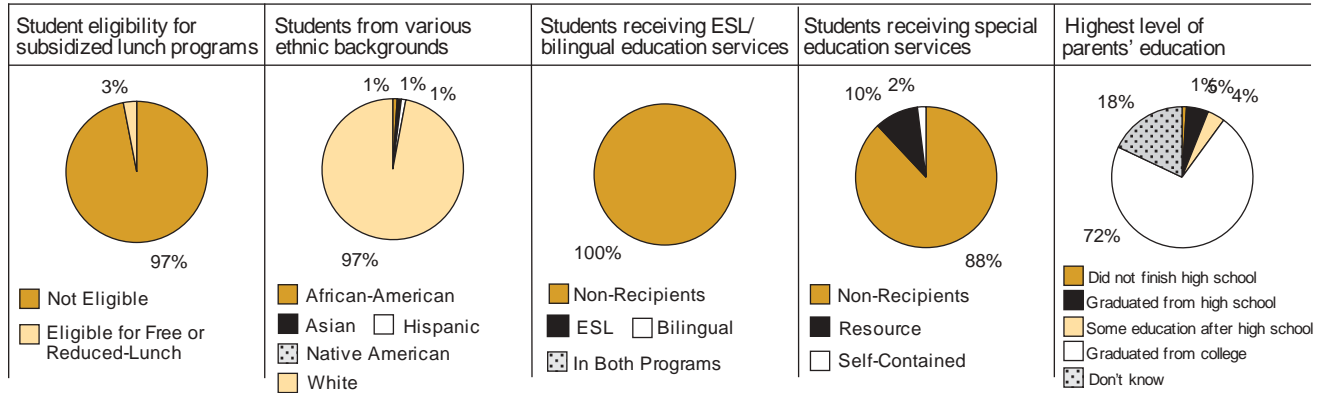
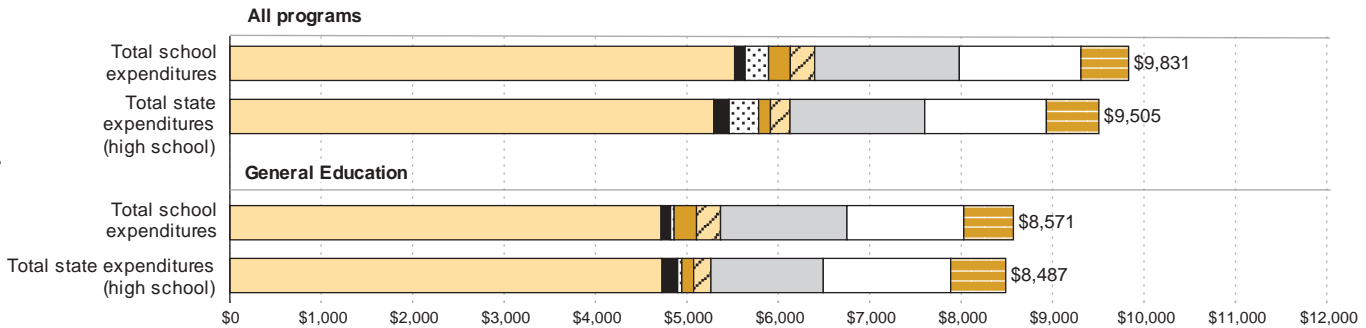


Characteristics of students attending this school




Financial information (per pupil)

Data source: InSite



Key for school expenditures areas

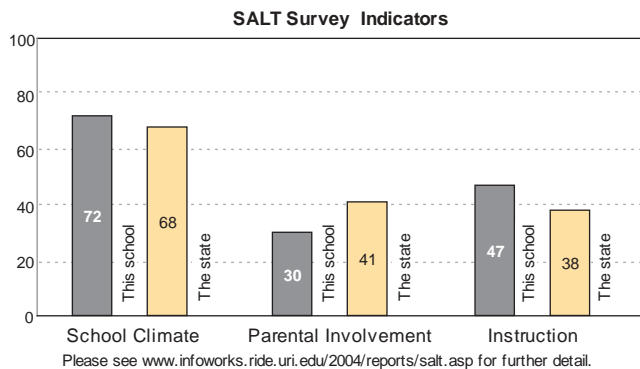


Per pupil expenditures by program

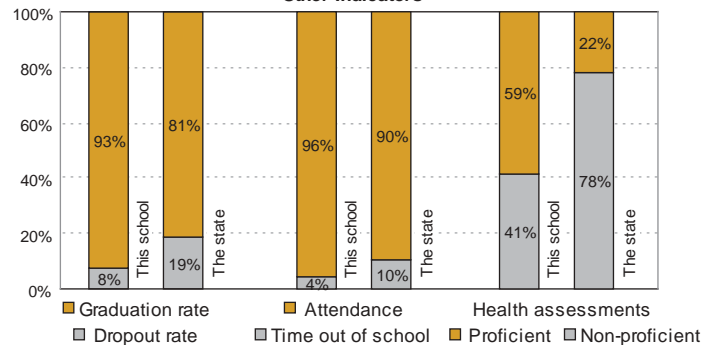
	General Education	LEP	Special Education	Title I	Vocational Education
This school	\$8,571	\$38,682	\$43,445	\$0	NA
High school average	\$8,487	\$6,094	\$22,906	\$352	\$14,064

Learning Support Indicators

State averages are calculated by school level (elementary, middle, and high).



Other Indicators



Additional school indicators

? Indicates school did not supply this information.

	This School	This District	The State
1. SALT Survey Teacher Response Rate (%)	82	78	80
2. SALT Survey Student Response Rate (%)	84	90	86
3. SALT Survey Parent Response Rate (%)	21	58	39
4. Dropout Rate (%)	8	8	19
5. Stability Index (%)	95	95	85
6. Mobility Index (%)	4	4	20
7. Suspensions / Total # of Students	90/1025	151/3356	44474/159205
8. Grievances	0	0	369
9. Teacher Attendance (%)	98	97	97
10. Teachers with emergency/special provisional certification (%)	0	0	1