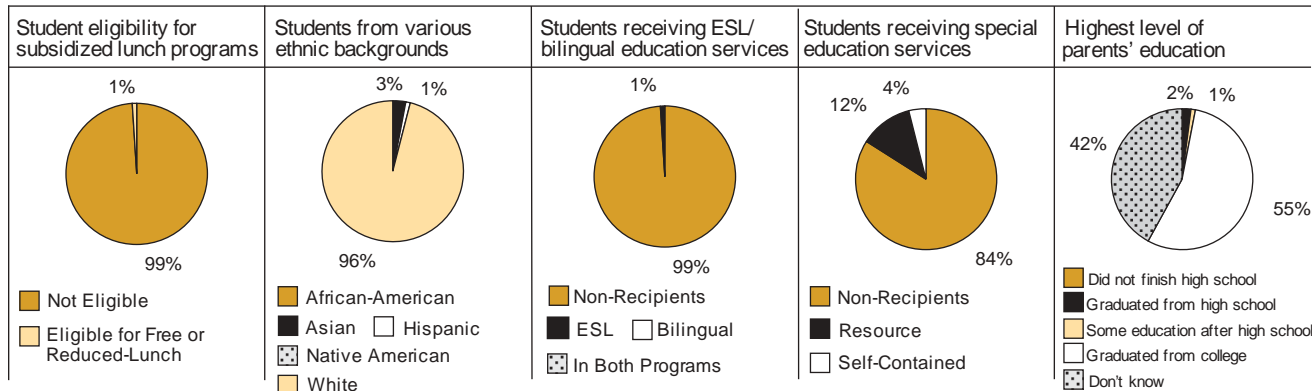
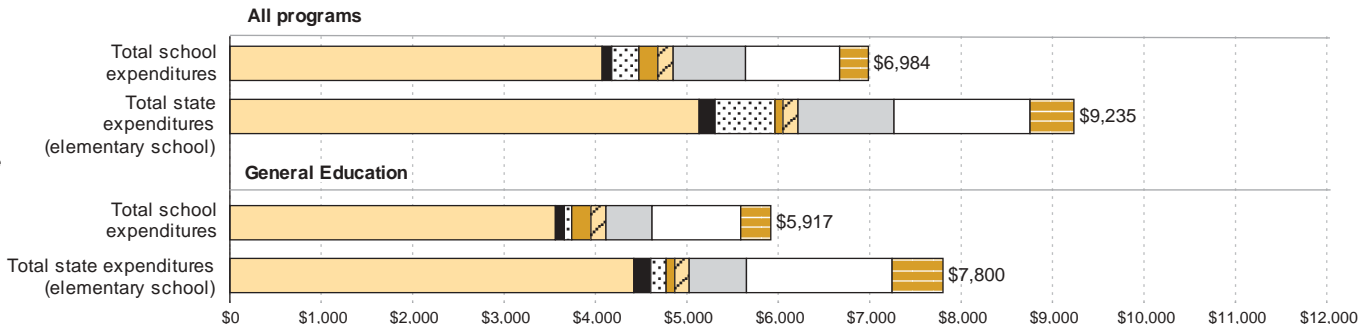


Characteristics of students attending this school




Financial information (per pupil)

Data source: InSite



Key for school expenditures areas

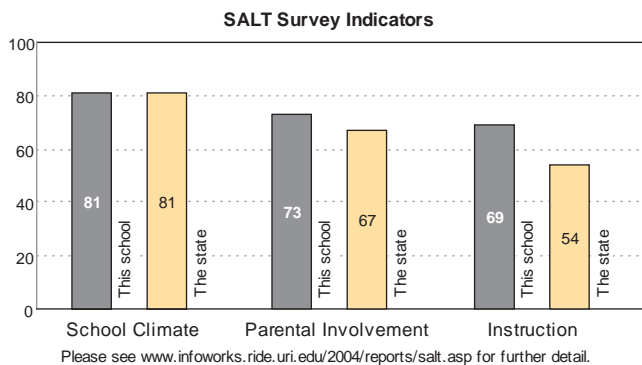


Per pupil expenditures by program

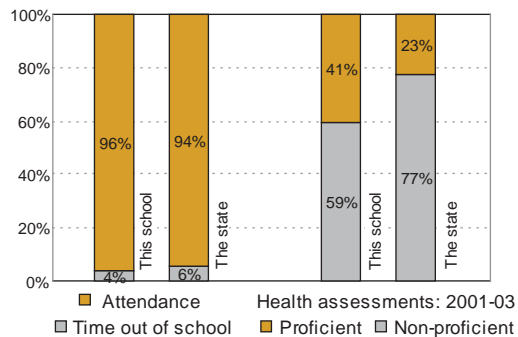
	General Education	LEP	Special Education	Title I	Vocational Education
This school	\$5,917	\$39,340	\$28,958	\$0	NA
Elementary school average	\$7,800	\$4,322	\$28,519	\$888	\$0

Learning Support Indicators

State averages are calculated by school level (elementary, middle, and high).



Other Indicators



Additional school indicators

? Indicates school did not supply this information.

	This School	This District	The State
1. SALT Survey Teacher Response Rate (%)	66	78	80
2. SALT Survey Student Response Rate (%)	94	90	86
3. SALT Survey Parent Response Rate (%)	66	58	39
4. Stability Index (%)	97	95	85
5. Mobility Index (%)	3	4	20
6. Suspensions / Total # of Students	6/553	151/3356	44474/159205
7. Grievances	0	0	369
8. Teacher Attendance (%)	97	97	97
9. Teachers with emergency/special provisional certification (%)	0	0	1