

# Hope Valley Elementary School

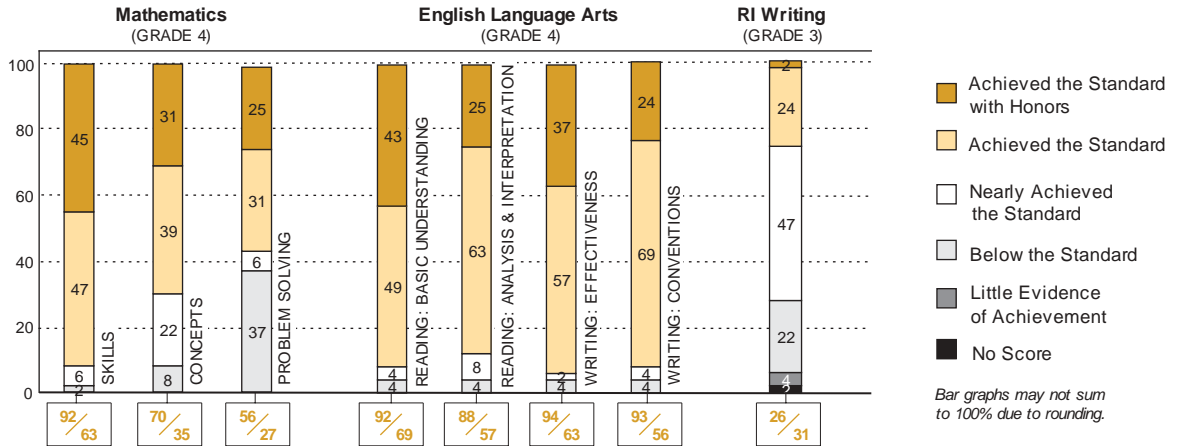
Information Works! School Year 2002-2003

Chariho District  
Richard Finlaw, Principal  
Grades KG-5  
304 Students  
22 Teachers

## 2003 Assessment Results

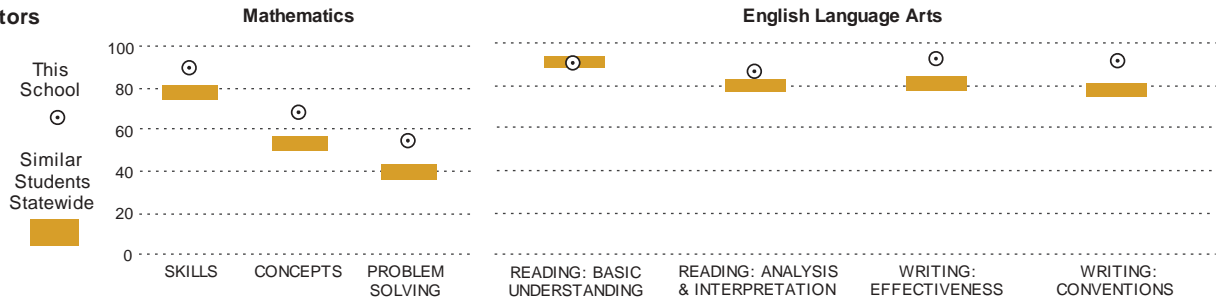
Percentage of students at each performance level

Total percent proficient in each subtest



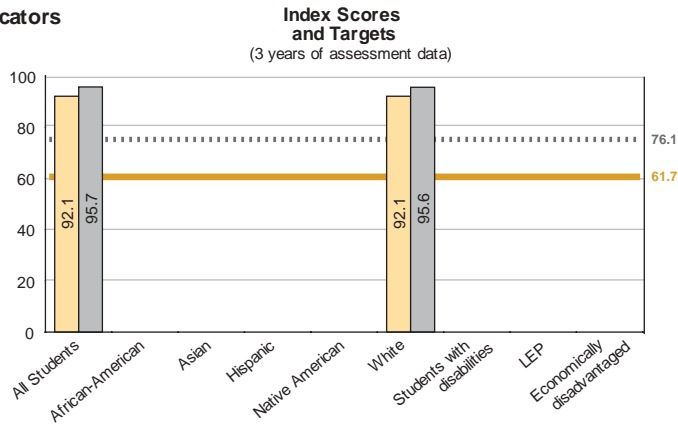
## 2003 Value-Added Indicators

Percentage of students who met or exceeded the standard compared with the percentage of similar students statewide



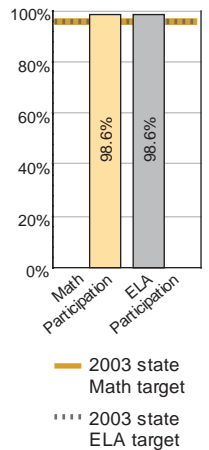
## School Classification Indicators (21 Targets)

Mathematics: This school's index score, 2003 state target  
English Language Arts: This school's index score, 2003 state target

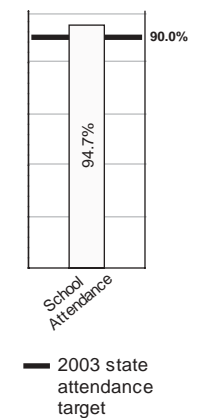


Index scores range from 0 to 100. They are based on the performance levels of all students in both English language arts and mathematics, for all subtests, over three years. For further detail, see the 2003 School Reports Cards at [www.ridoe.net](http://www.ridoe.net).

## Participation Rates and Targets (3 years of assessment data)



## Attendance Rate and Target (1 year of data)

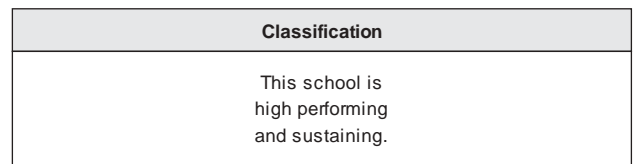



## Performance Progress

Student achievement over the past four years

This school, The state

Base: School years 2000-2002  
Current: School years 2001-2003



Schools that miss any of the 21 targets are classified as in need of improvement, as required by federal law.