

Mt. Hope High School

Information Works! School Year 2002-2003

Bristol Warren District
Margaret Vendituoli Ferreira,
Grades 9-12
1224 Students
99 Teachers

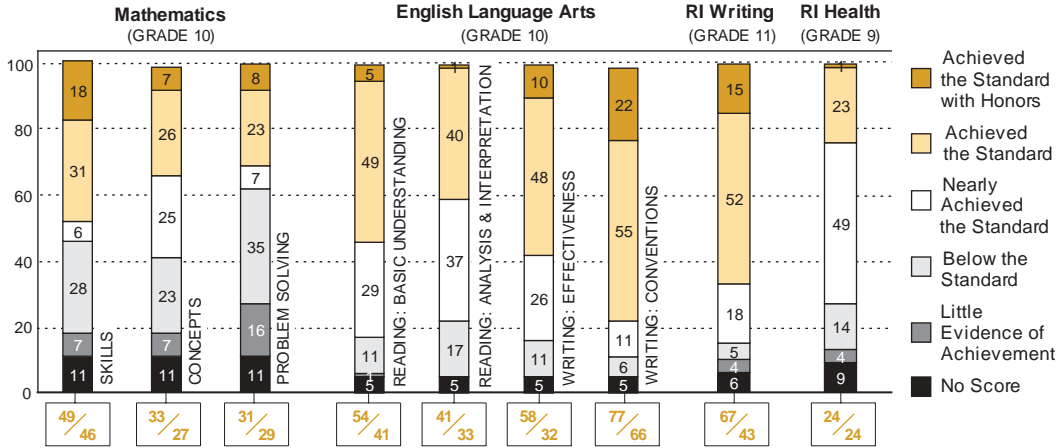
2003 Assessment Results

Percentage of students at each performance level

Total percent proficient in each subtest



Bar graphs may not sum to 100% due to rounding.

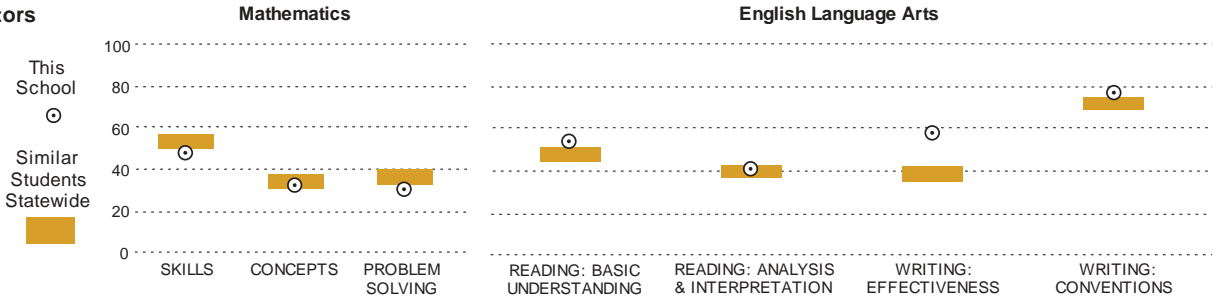


SAT

Math Average	
School	State
477	497
Verbal Average	
School	State
478	493
Percent of seniors taking tests	
School	State
62	61

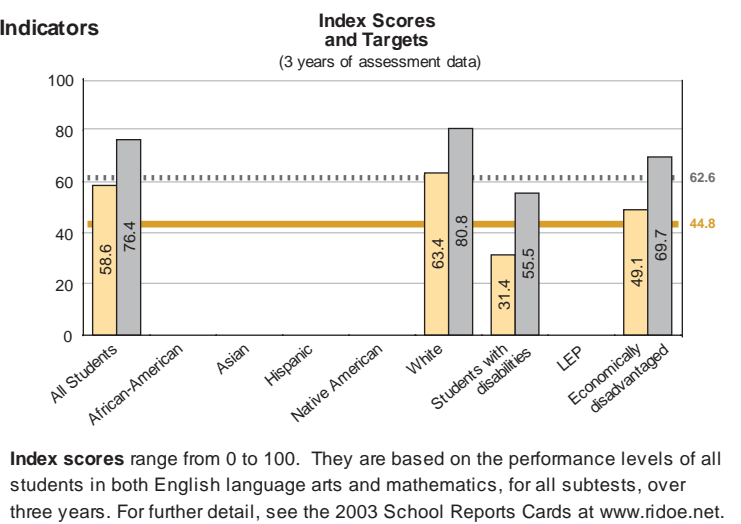
2003 Value-Added Indicators

Percentage of students who met or exceeded the standard compared with the percentage of similar students statewide

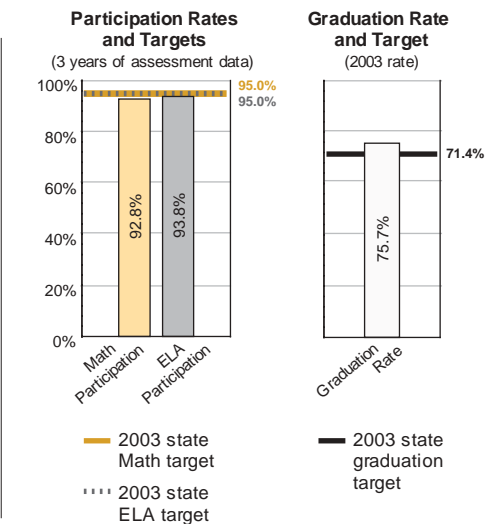


School Classification Indicators (21 Targets)

Mathematics: This school's index score, 2003 state target
English Language Arts: This school's index score, 2003 state target



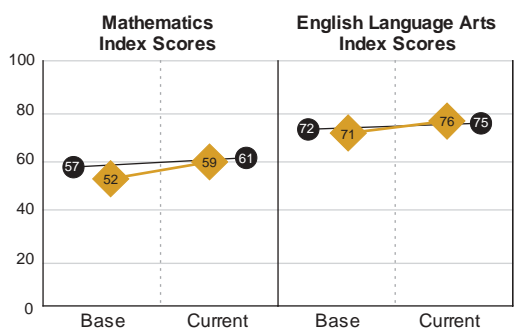
Index scores range from 0 to 100. They are based on the performance levels of all students in both English language arts and mathematics, for all subtests, over three years. For further detail, see the 2003 School Reports Cards at www.ridoe.net.



Performance Progress

Student achievement over the past four years

Base: School years 2000-2002
Current: School years 2001-2003



Classification

This school is
in need of improvement
and making insufficient progress.

This school has been identified for improvement for the first year.

Schools that miss any of the 21 targets are classified as in need of improvement, as required by federal law.