

Cranston High School East

Information Works! School Year 2002-2003

Cranston District
 Donald W. Frederick, Principal
 Grades 9-12
 1588 Students
 123 Teachers

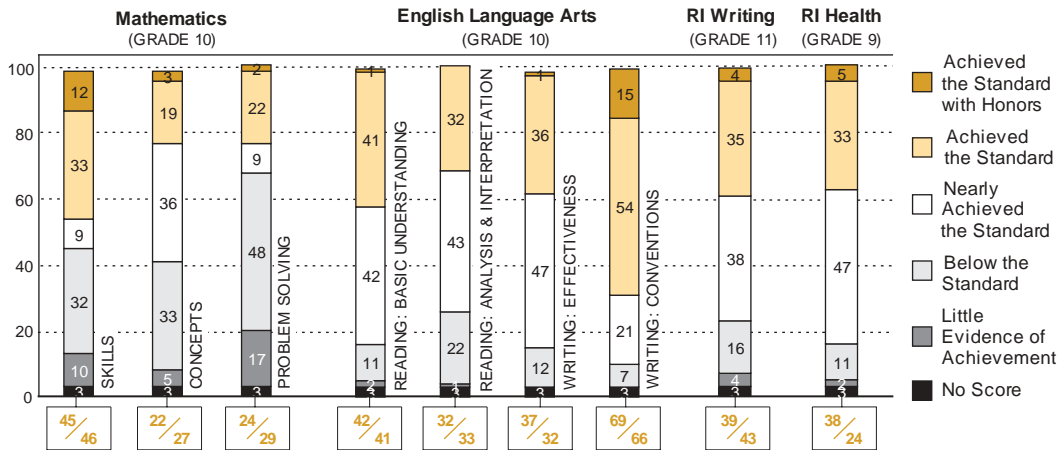
2003 Assessment Results

Percentage of students at each performance level

Total percent proficient in each subtest



Bar graphs may not sum to 100% due to rounding.

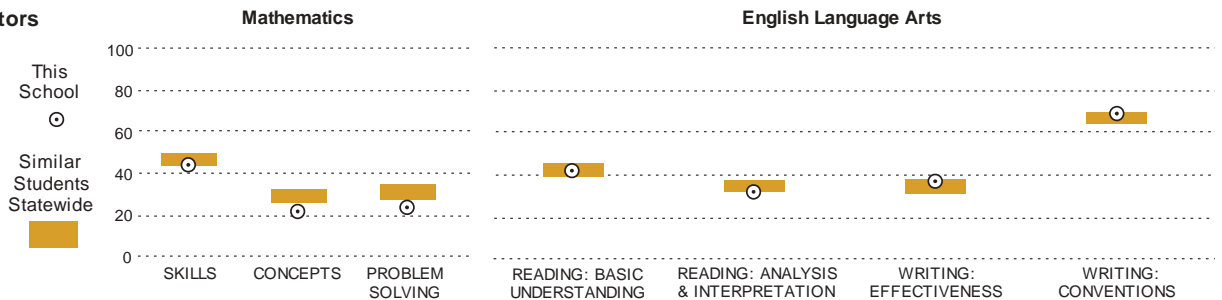


SAT

Math Average	
School	495
State	497
Verbal Average	
School	495
State	493
Percent of seniors taking tests	
School	54
State	61

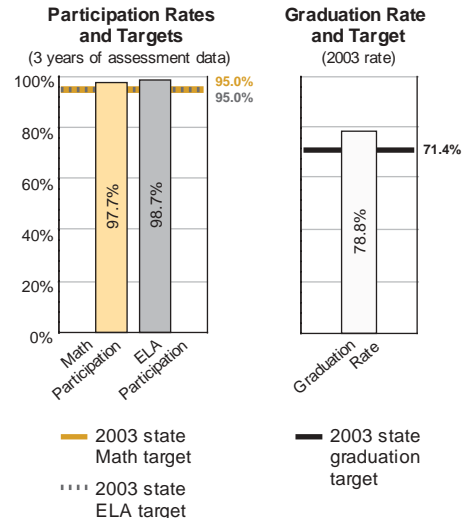
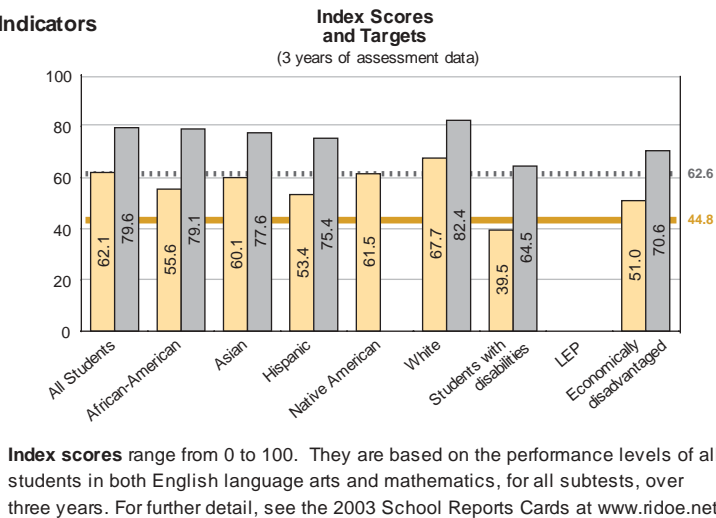
2003 Value-Added Indicators

Percentage of students who met or exceeded the standard compared with the percentage of similar students statewide



School Classification Indicators (21 Targets)

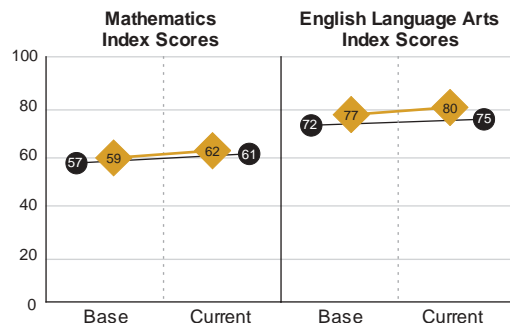
Mathematics: This school's index score, 2003 state target
 English Language Arts: This school's index score, 2003 state target



Performance Progress

Student achievement over the past four years

Base: School years 2000-2002
 Current: School years 2001-2003



Classification

This school is moderately performing and improving.

Schools that miss any of the 21 targets are classified as in need of improvement, as required by federal law.