

Daniel D. Waterman School

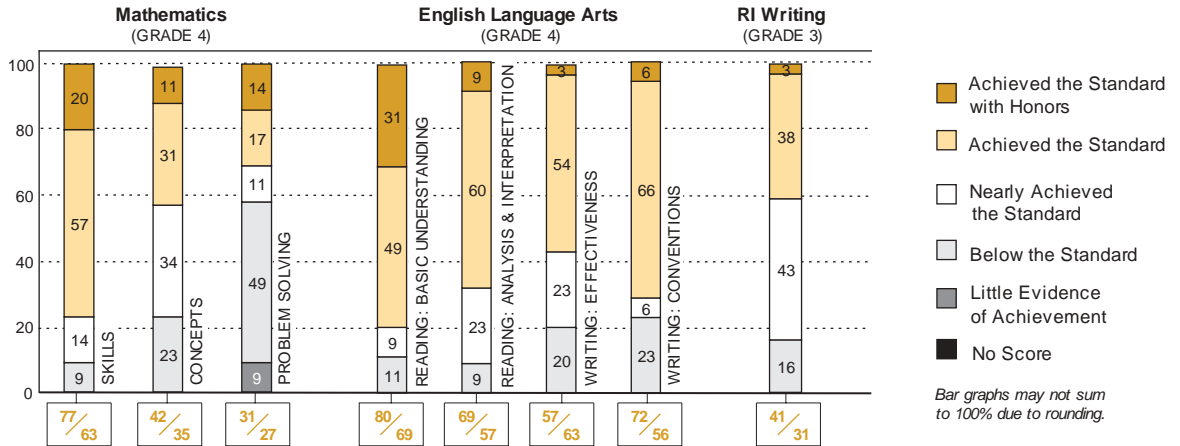
Information Works! School Year 2002-2003

Cranston District
 Mary McNally, Principal
 Grades KG-5
 216 Students
 11 Teachers

2003 Assessment Results

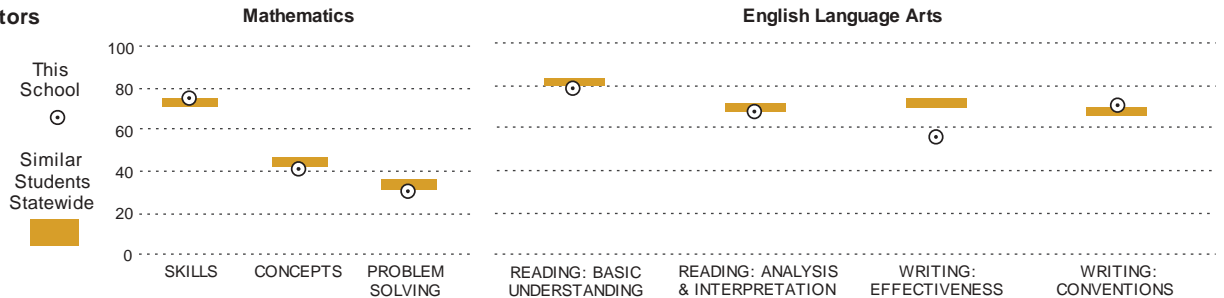
Percentage of students at each performance level

Total percent proficient in each subtest



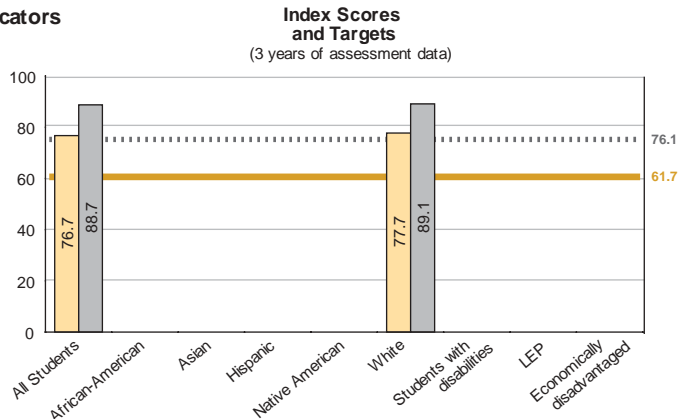
2003 Value-Added Indicators

Percentage of students who met or exceeded the standard compared with the percentage of similar students statewide

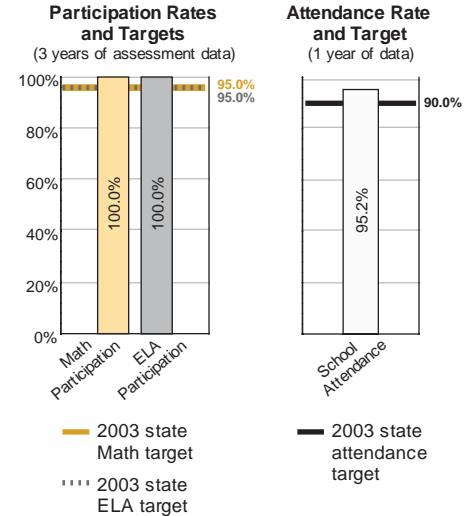


School Classification Indicators (21 Targets)

Mathematics: This school's index score, 2003 state target
 English Language Arts: This school's index score, 2003 state target



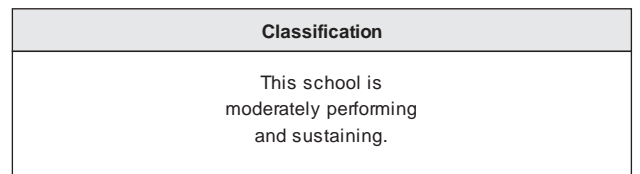
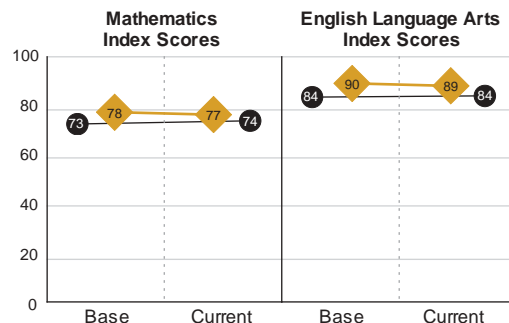
Index scores range from 0 to 100. They are based on the performance levels of all students in both English language arts and mathematics, for all subtests, over three years. For further detail, see the 2003 School Reports Cards at www.ridoe.net.



Performance Progress

Student achievement over the past four years

Base: School years 2000-2002
 Current: School years 2001-2003



Schools that miss any of the 21 targets are classified as in need of improvement, as required by federal law.