

# Central Falls Senior High School

Information Works! School Year 2002-2003

Central Falls District  
John Lyle, Jr., Principal  
Grades 9-12  
911 Students  
71 Teachers

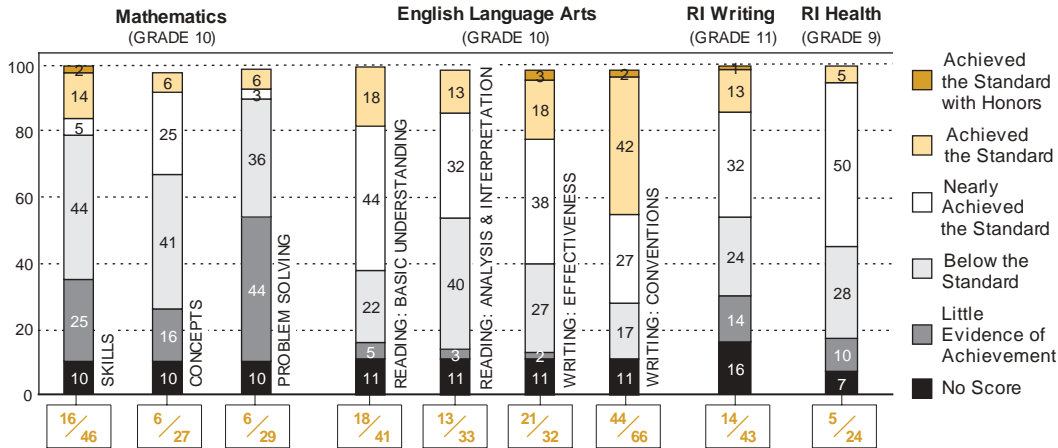
## 2003 Assessment Results

Percentage of students at each performance level

Total percent proficient in each subtest



Bar graphs may not sum to 100% due to rounding.

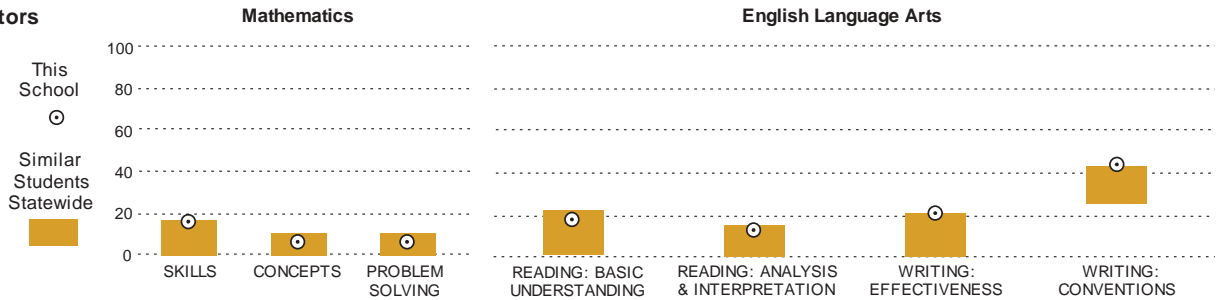


### SAT

Math Average	
School	State
415	497
Verbal Average	
School	State
397	493
Percent of seniors taking tests	
School	State
37	61

## 2003 Value-Added Indicators

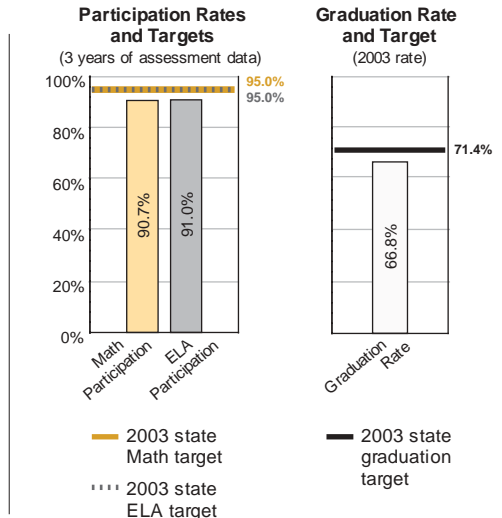
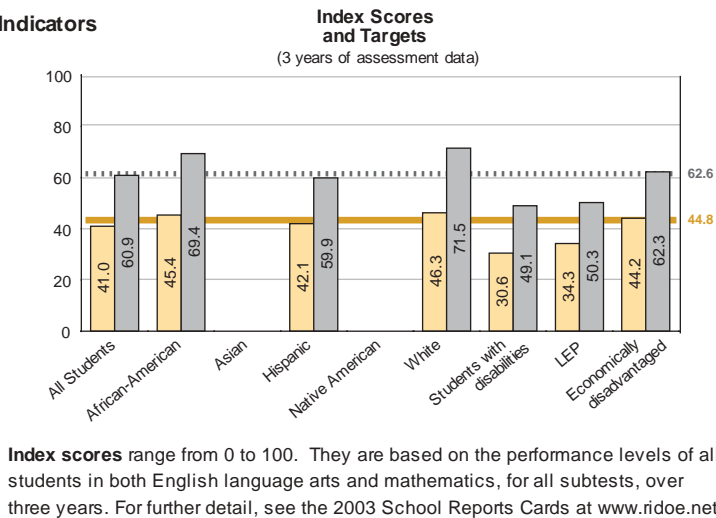
Percentage of students who met or exceeded the standard compared with the percentage of similar students statewide



## School Classification Indicators (21 Targets)

Mathematics: This school's index score, 2003 state target  
English Language Arts: This school's index score, 2003 state target

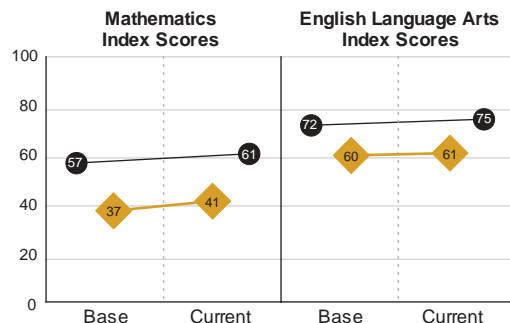
Missing data indicates fewer than 45 students in that group over three years.



## Performance Progress

Student achievement over the past four years

Base: School years 2000-2002  
Current: School years 2001-2003



**Classification**

This school is in need of improvement and making insufficient progress.

---

This school has been identified for improvement for the second year.

Schools that miss any of the 21 targets are classified as in need of improvement, as required by federal law.