

# Margaret I. Robertson School

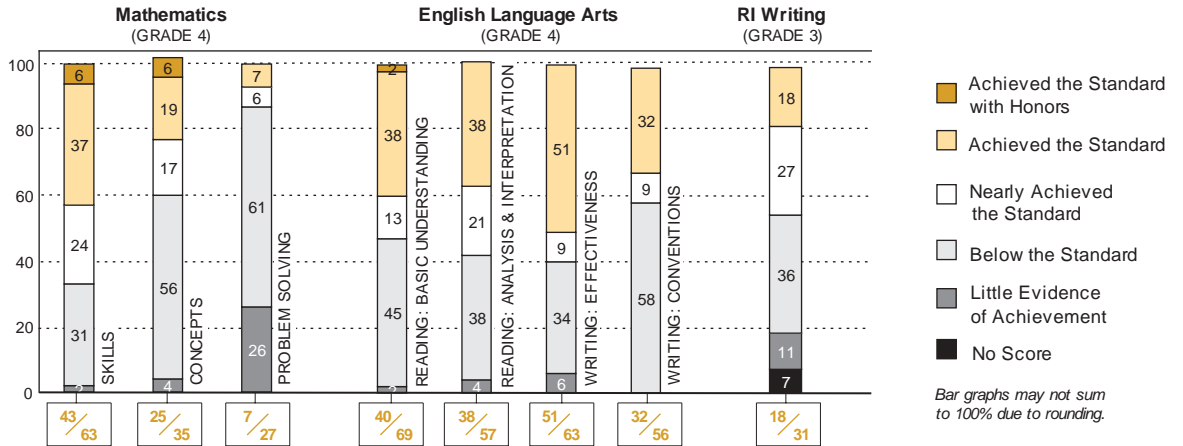
Information Works! School Year 2002-2003

Central Falls District  
 Geraldine Capotosto, Principal  
 Grades 1-5  
 250 Students  
 15 Teachers

## 2003 Assessment Results

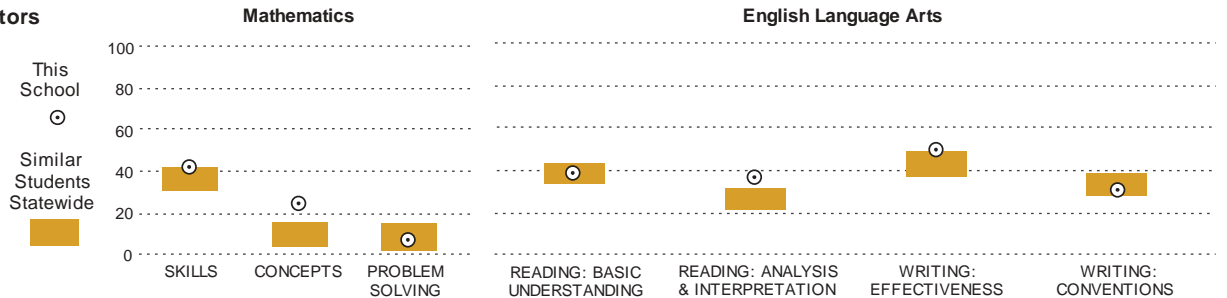
Percentage of students at each performance level

Total percent proficient in each subtest



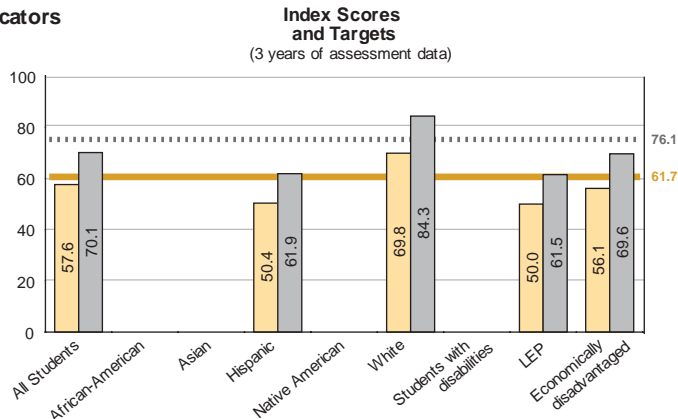
## 2003 Value-Added Indicators

Percentage of students who met or exceeded the standard compared with the percentage of similar students statewide



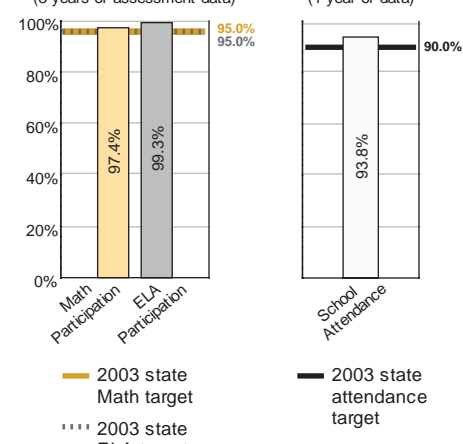
## School Classification Indicators (21 Targets)

Mathematics: This school's index score, 2003 state target  
 English Language Arts: This school's index score, 2003 state target



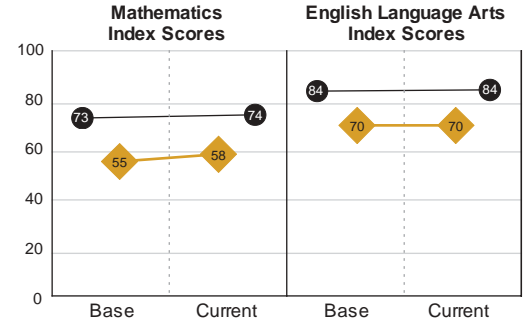
Index scores range from 0 to 100. They are based on the performance levels of all students in both English language arts and mathematics, for all subtests, over three years. For further detail, see the 2003 School Reports Cards at [www.ridoe.net](http://www.ridoe.net).

## Participation Rates and Targets (3 years of assessment data)



## Performance Progress

Student achievement over the past four years



**Classification**

This school is in need of improvement and making insufficient progress.

This school has been identified for improvement for the second year.

Schools that miss any of the 21 targets are classified as in need of improvement, as required by federal law.