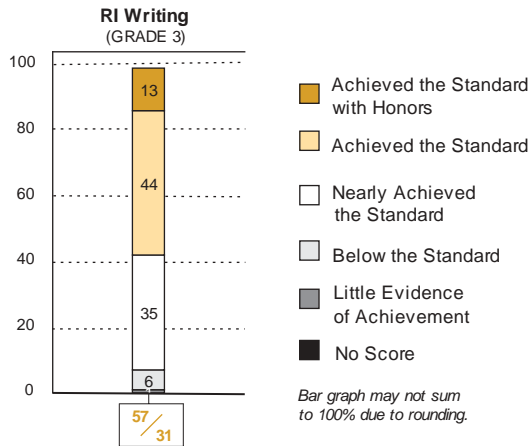
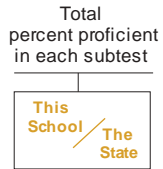


## 2003 Assessment Results

Percentage of students at each performance level



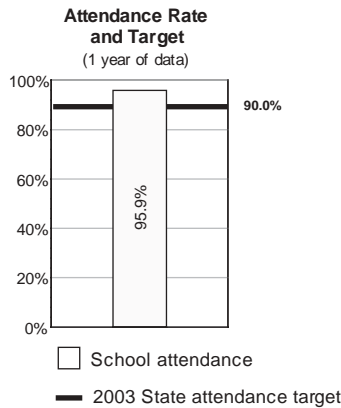
The state administers no other tests at this school's grade levels.

## 2003 Value-Added Indicators

Percentage of students who met or exceeded the standard compared with the percentage of similar students statewide

None of the tests used to calculate the value-added indicators is administered at this school's grade levels.

School Classification Indicators



None of the tests used to calculate the index scores is administered at this school's grade levels.

Performance Progress

Student achievement over the past four years

Classification
This school is moderately performing and sustaining.

None of the tests used to calculate the index scores is administered at this school's grade levels.