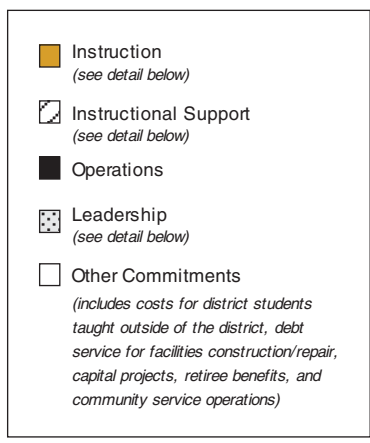
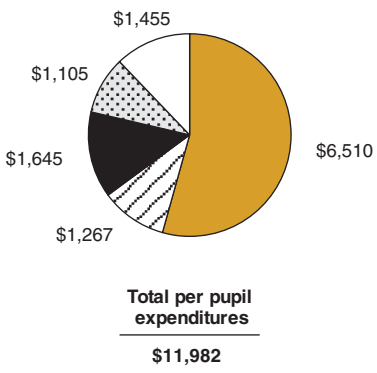


Total per pupil expenditures for all programs in this district

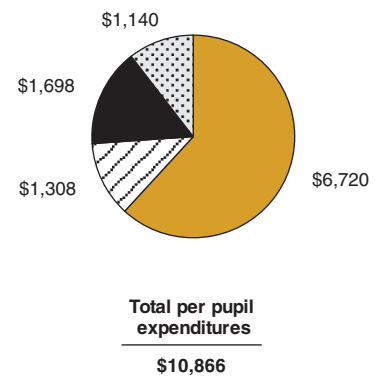
Per pupil expenditure is not a simple head-count, but a count by full-time equivalent.

Data source: InSite

Total per pupil expenditures including Other Commitments



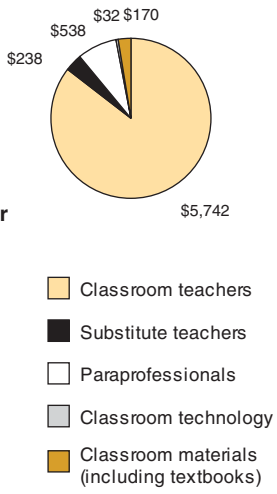
Total per pupil expenditures excluding Other Commitments and out-of-district students



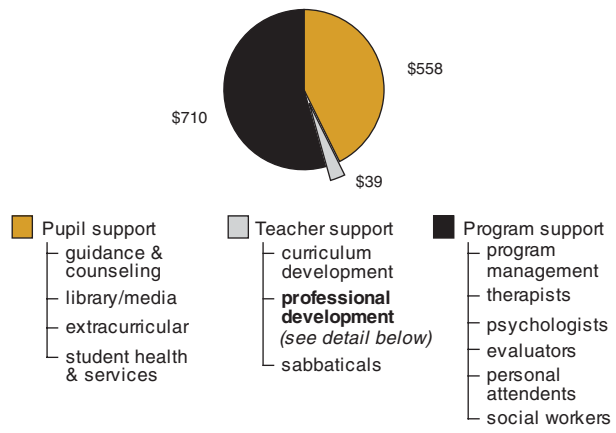
Details from total per pupil expenditures for all programs in this district

Data source: InSite

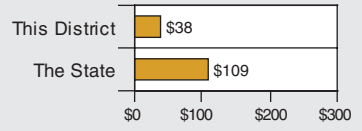
Instruction Detail Total \$6,720



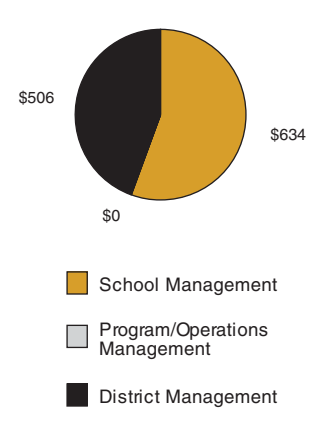
Instructional Support Detail Total \$1,308



Professional Development Detail (includes related substitute costs)



Leadership Detail Total \$1,140

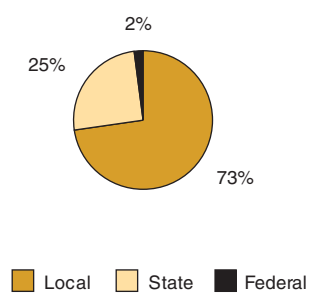


Total expenditures by educational program

Educational Program	The State	This District	FTE Students: This District
Per Pupil Expenditures <i>Per pupil expenditure is not a simple head-count, but a count by full-time equivalent.</i>			
General Education	\$8987	\$9724	2873
Limited English Proficiency	\$4886	\$18152	16
Special Education	\$28556	\$26562	376
Vocational Education	\$12395	\$28997	31
Expenditures <i>Title I is a simple head-count.</i>			
Title I	\$783	\$1667	193

Data source: InSite

Sources of Revenue (excludes food service and debt service)



Data source: Form 31