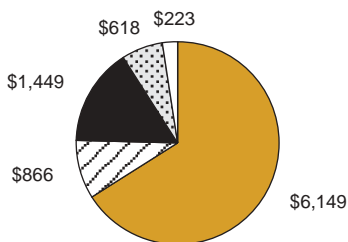


Total per pupil expenditures for all programs in this district

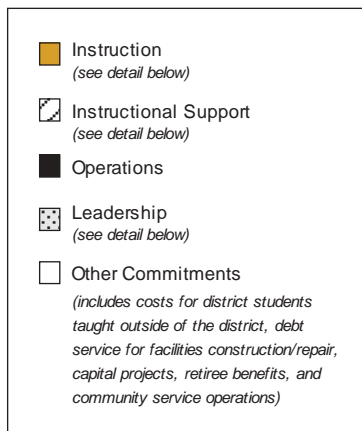
Per pupil expenditure is not a simple head-count, but a count by full-time equivalent.

Data source: InSite

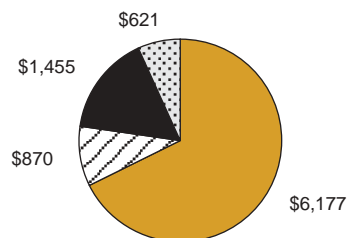
Total per pupil expenditures including Other Commitments



Total per pupil expenditures
\$9,306

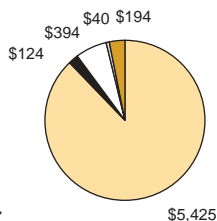


Total per pupil expenditures excluding Other Commitments and out-of-district students



Total per pupil expenditures
\$9,123

Instruction Detail
Total \$6,177

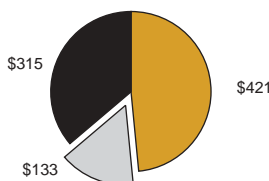


Details from total per pupil expenditures for all programs in this district

Data source: InSite


- Classroom teachers
- Substitute teachers
- Paraprofessionals
- Classroom technology
- Classroom materials (including textbooks)

Instructional Support Detail
Total \$870

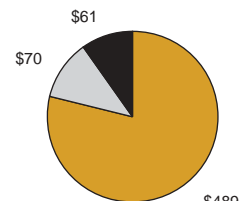


- Pupil support
 - guidance & counseling
 - library/media
 - extracurricular
 - student health & services
- Teacher support
 - curriculum development
 - professional development (see detail below)
 - sabbaticals
- Program support
 - program management
 - therapists
 - psychologists
 - evaluators
 - personal attendants
 - social workers

Professional Development Detail
(includes related substitute costs)



Leadership Detail
Total \$621



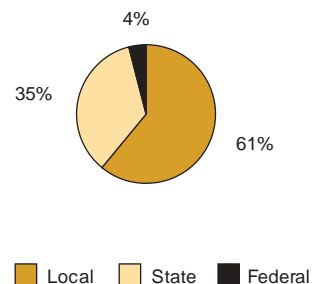
- School Management
- Program/Operations Management
- District Management

Total expenditures by educational program

Educational Program	The State	This District	FTE Students: This District
Per Pupil Expenditures <i>Per pupil expenditure is not a simple head-count, but a count by full-time equivalent.</i>			
General Education	\$8987	\$7877	5277
Limited English Proficiency	\$4886	\$64023	1
Special Education	\$28556	\$22327	477
Vocational Education	\$12395	\$18144	92
Expenditures <i>Title I is a simple head-count.</i>			
Title I	\$783	\$3232	130

Data source: InSite

Sources of Revenue
(excludes food service and debt service)



Data source: Form 31