

School Classification Indicators
(21 Targets)

Elementary Schools

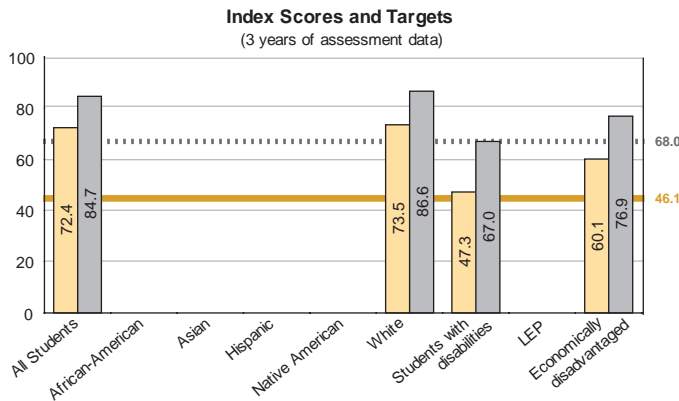
The Foster-Glocester Regional District draws its middle and high school students from the Foster and Glocester districts which are separate school systems.

School Classification Indicators
(21 Targets)

Middle Schools

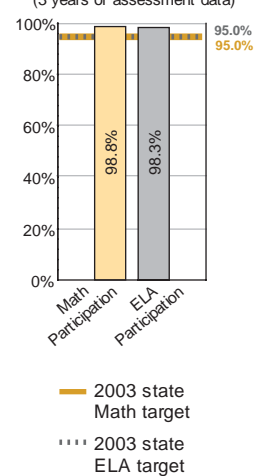
- Mathematics
- This district's index score
 - This district's index score
 - 2003 state target
- English Language Arts
- This district's index score
 - This district's index score
 - 2003 state target

Missing data indicates fewer than 45 students in that group over three years.

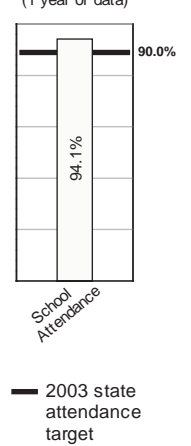


Index scores range from 0 to 100. They are based on the performance levels of all students in both English language arts and mathematics, for all subtests, over three years. For further detail, see the 2003 District Reports Cards at www.ridoe.net.

Participation Rates and Targets
(3 years of assessment data)



Attendance Rate and Target
(1 year of data)

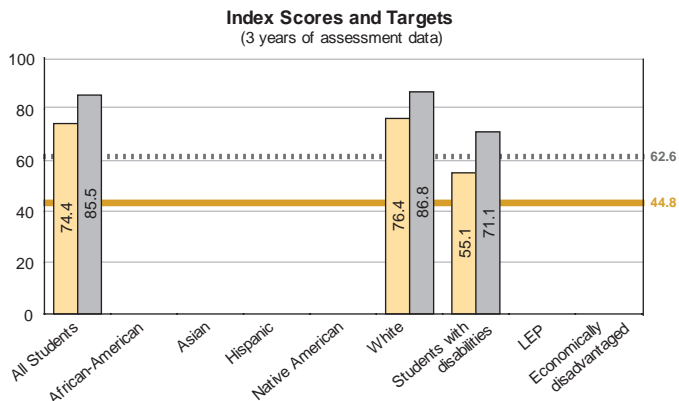


School Classification Indicators
(21 Targets)

High Schools

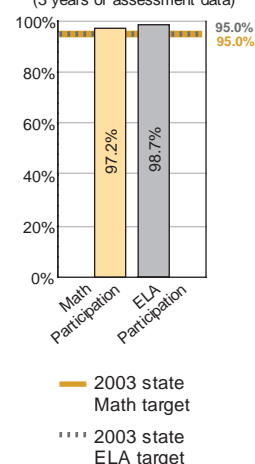
- Mathematics
- This district's index score
 - This district's index score
 - 2003 state target
- English Language Arts
- This district's index score
 - This district's index score
 - 2003 state target

Missing data indicates fewer than 45 students in that group over three years.



Index scores range from 0 to 100. They are based on the performance levels of all students in both English language arts and mathematics, for all subtests, over three years. For further detail, see the 2003 District Reports Cards at www.ridoe.net.

Participation Rates and Targets
(3 years of assessment data)



Graduation Rate and Target
(2003 rate)

