

**School Classification Indicators**  
(21 Targets)  
**Elementary Schools**

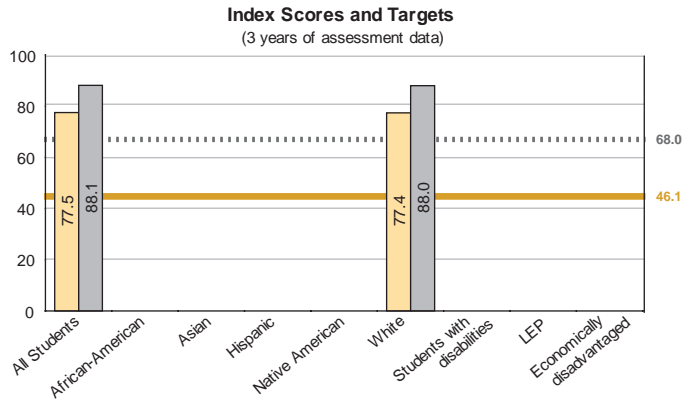
Fewer than 45 students were tested.

**School Classification Indicators**  
(21 Targets)  
**Middle Schools**

Mathematics  
 This district's index score  
 2003 state target

English Language Arts  
 This district's index score  
 2003 state target

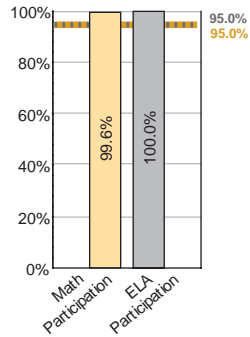
*Missing data indicates fewer than 45 students in that group over three years.*



**Index scores** range from 0 to 100. They are based on the performance levels of all students in both English language arts and mathematics, for all subtests, over three years. For further detail, see the 2003 District Reports Cards at [www.ridoenet.net](http://www.ridoenet.net).

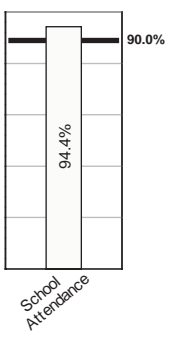
**Participation Rates and Targets**

(3 years of assessment data)



**Attendance Rate and Target**

(1 year of data)



2003 state Math target  
 2003 state ELA target

2003 state attendance target

**School Classification Indicators**  
(21 Targets)  
**High Schools**

Because Little Compton does not have a high school of its own, its students attend Middletown High School.