

School Classification Indicators

(21 Targets)

Elementary Schools

- Mathematics
 - This district's index score
 - 2003 state target
- English Language Arts
 - This district's index score
 - 2003 state target

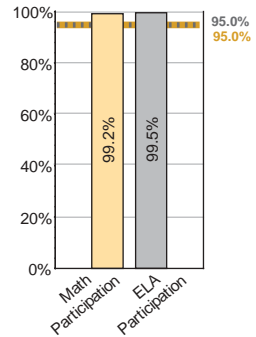
Missing data indicates fewer than 45 students in that group over three years.



Index scores range from 0 to 100. They are based on the performance levels of all students in both English language arts and mathematics, for all subtests, over three years. For further detail, see the 2003 District Reports Cards at www.ridoenet.net.

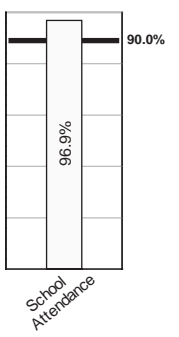
Participation Rates and Targets

(3 years of assessment data)



Attendance Rate and Target

(1 year of data)



2003 state Math target
2003 state ELA target

2003 state attendance target

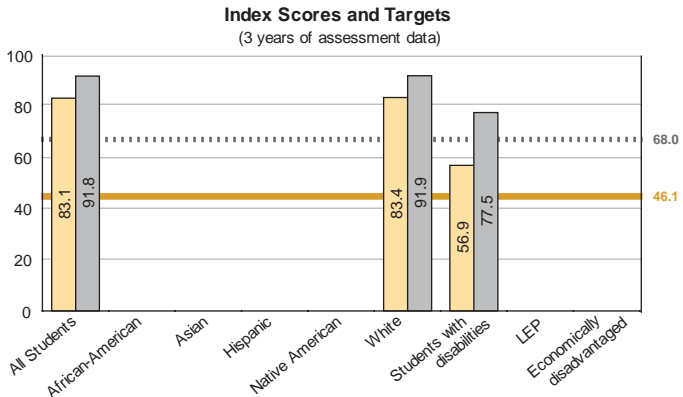
School Classification Indicators

(21 Targets)

Middle Schools

- Mathematics
 - This district's index score
 - 2003 state target
- English Language Arts
 - This district's index score
 - 2003 state target

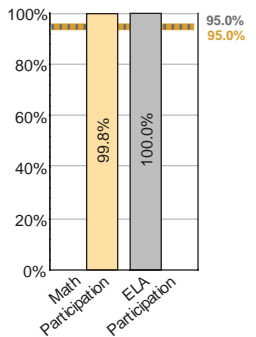
Missing data indicates fewer than 45 students in that group over three years.



Index scores range from 0 to 100. They are based on the performance levels of all students in both English language arts and mathematics, for all subtests, over three years. For further detail, see the 2003 District Reports Cards at www.ridoenet.net.

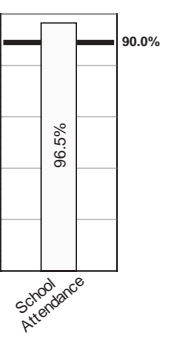
Participation Rates and Targets

(3 years of assessment data)



Attendance Rate and Target

(1 year of data)



2003 state Math target
2003 state ELA target

2003 state attendance target

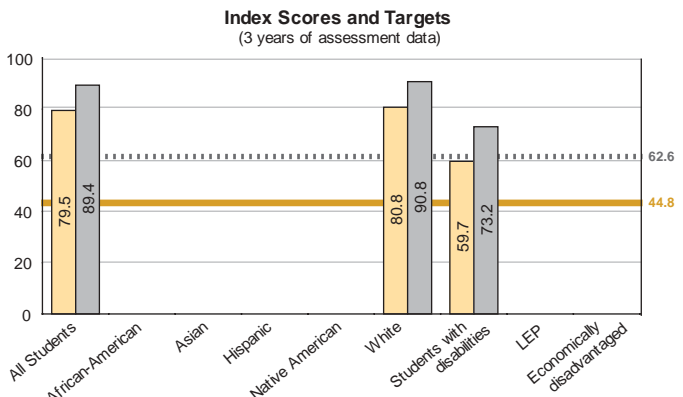
School Classification Indicators

(21 Targets)

High Schools

- Mathematics
 - This district's index score
 - 2003 state target
- English Language Arts
 - This district's index score
 - 2003 state target

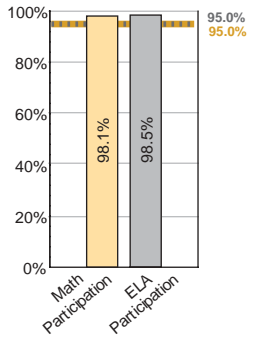
Missing data indicates fewer than 45 students in that group over three years.



Index scores range from 0 to 100. They are based on the performance levels of all students in both English language arts and mathematics, for all subtests, over three years. For further detail, see the 2003 District Reports Cards at www.ridoenet.net.

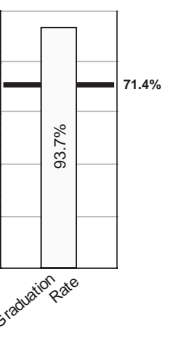
Participation Rates and Targets

(3 years of assessment data)



Graduation Rate and Target

(2003 rate)



2003 state Math target
2003 state ELA target

2003 state graduation target