

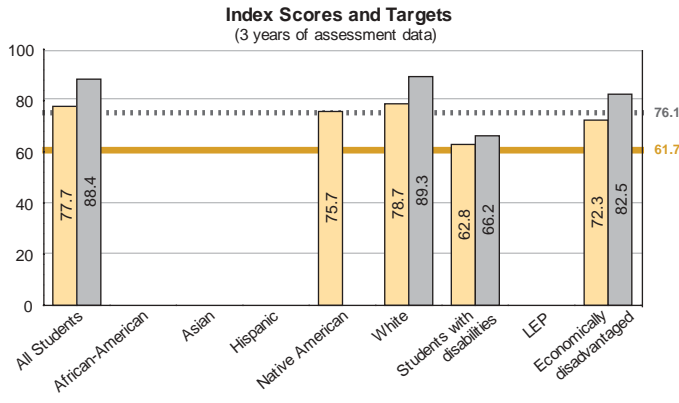
School Classification Indicators (21 Targets)

Elementary Schools

Mathematics  
 This district's index score  
 2003 state target

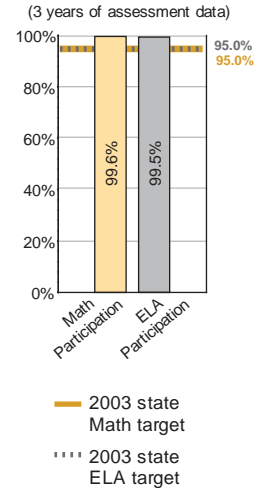
English Language Arts  
 This district's index score  
 2003 state target

Missing data indicates fewer than 45 students in that group over three years.

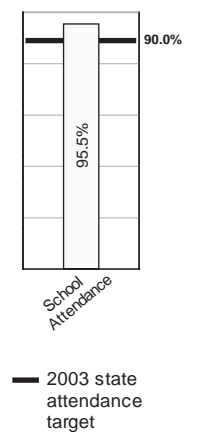


Index scores range from 0 to 100. They are based on the performance levels of all students in both English language arts and mathematics, for all subtests, over three years. For further detail, see the 2003 District Reports Cards at [www.ridoe.net](http://www.ridoe.net).

Participation Rates and Targets (3 years of assessment data)



Attendance Rate and Target (1 year of data)



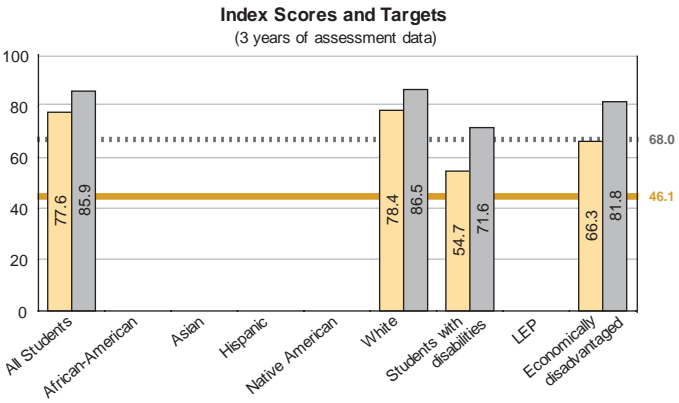
School Classification Indicators (21 Targets)

Middle Schools

Mathematics  
 This district's index score  
 2003 state target

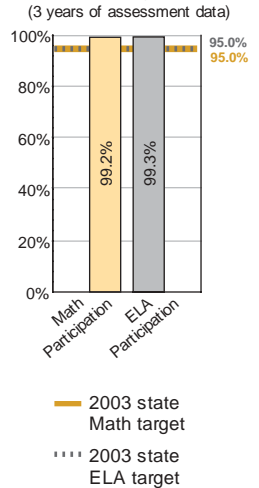
English Language Arts  
 This district's index score  
 2003 state target

Missing data indicates fewer than 45 students in that group over three years.

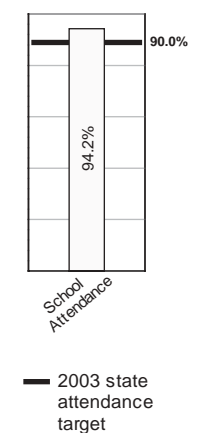


Index scores range from 0 to 100. They are based on the performance levels of all students in both English language arts and mathematics, for all subtests, over three years. For further detail, see the 2003 District Reports Cards at [www.ridoe.net](http://www.ridoe.net).

Participation Rates and Targets (3 years of assessment data)



Attendance Rate and Target (1 year of data)



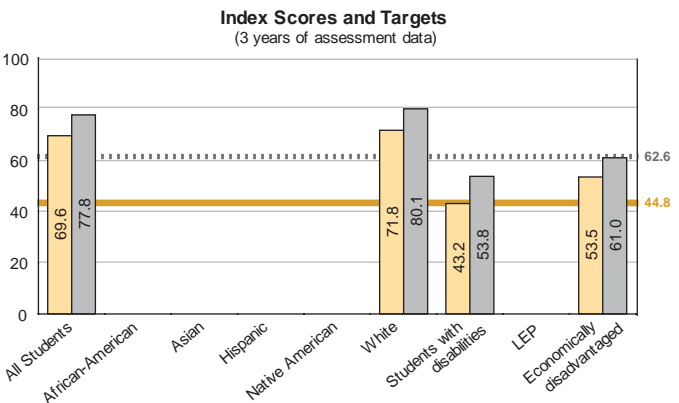
School Classification Indicators (21 Targets)

High Schools

Mathematics  
 This district's index score  
 2003 state target

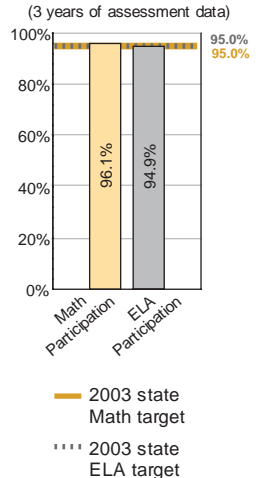
English Language Arts  
 This district's index score  
 2003 state target

Missing data indicates fewer than 45 students in that group over three years.



Index scores range from 0 to 100. They are based on the performance levels of all students in both English language arts and mathematics, for all subtests, over three years. For further detail, see the 2003 District Reports Cards at [www.ridoe.net](http://www.ridoe.net).

Participation Rates and Targets (3 years of assessment data)



Graduation Rate and Target (2003 rate)

