

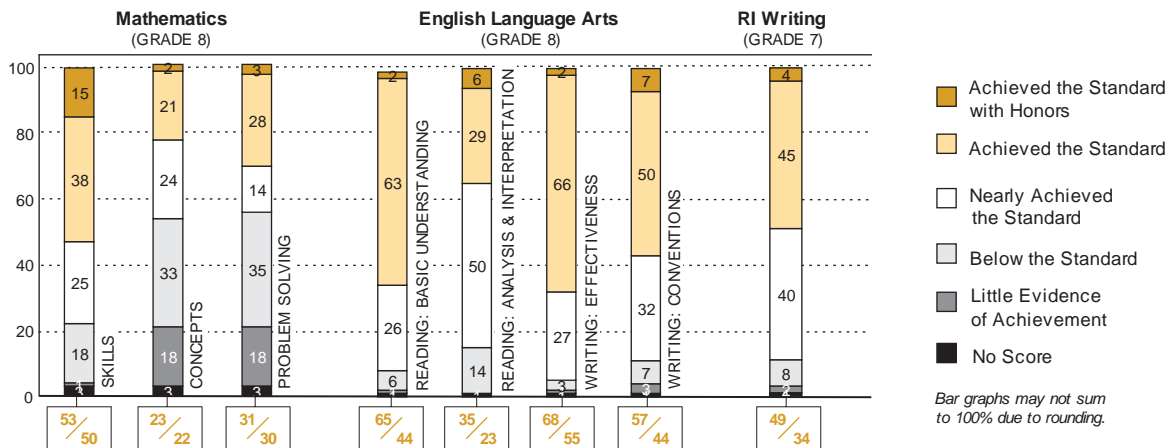
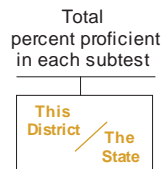
2003 Assessment Results: Elementary Schools

Percentage of students at each performance level

The Foster-Glocester Regional District draws its middle and high school students from the Foster and Glocester districts which are separate school systems.

2003 Assessment Results: Middle Schools

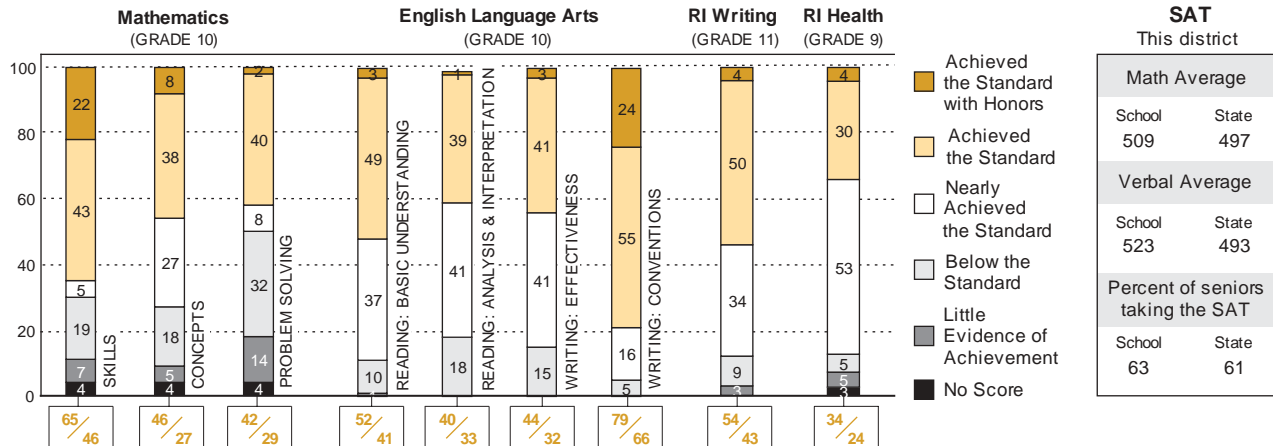
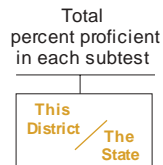
Percentage of students at each performance level



Bar graphs may not sum to 100% due to rounding.

2003 Assessment Results: High Schools

Percentage of students at each performance level



SAT This district	
Math Average	
School	State
509	497
Verbal Average	
School	State
523	493
Percent of seniors taking the SAT	
School	State
63	61