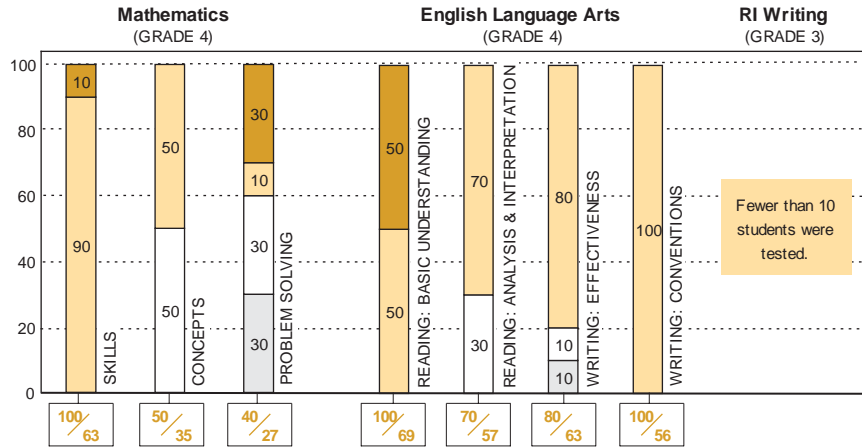
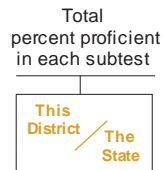


2003 Assessment Results: Elementary Schools

Percentage of students at each performance level

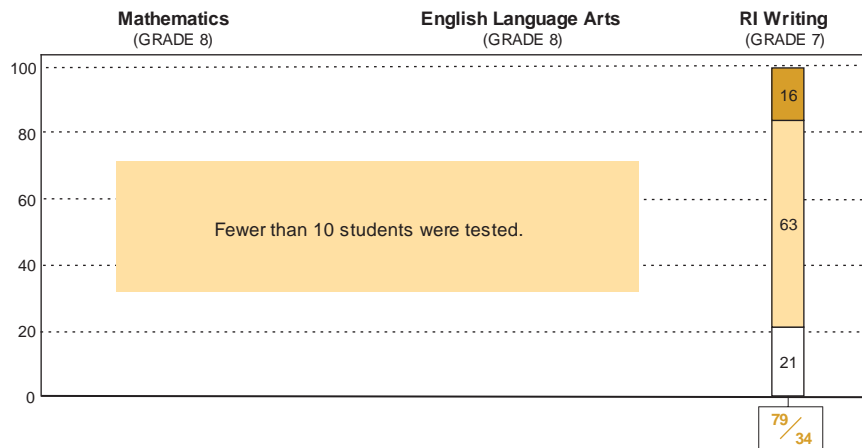
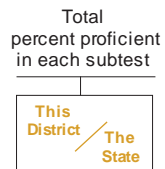


- Achieved the Standard with Honors
- Achieved the Standard
- Nearly Achieved the Standard
- Below the Standard
- Little Evidence of Achievement
- No Score

Bar graphs may not sum to 100% due to rounding.

2003 Assessment Results: Middle Schools

Percentage of students at each performance level



- Achieved the Standard with Honors
- Achieved the Standard
- Nearly Achieved the Standard
- Below the Standard
- Little Evidence of Achievement
- No Score

Bar graphs may not sum to 100% due to rounding.

2003 Assessment Results: High Schools

Percentage of students at each performance level

