

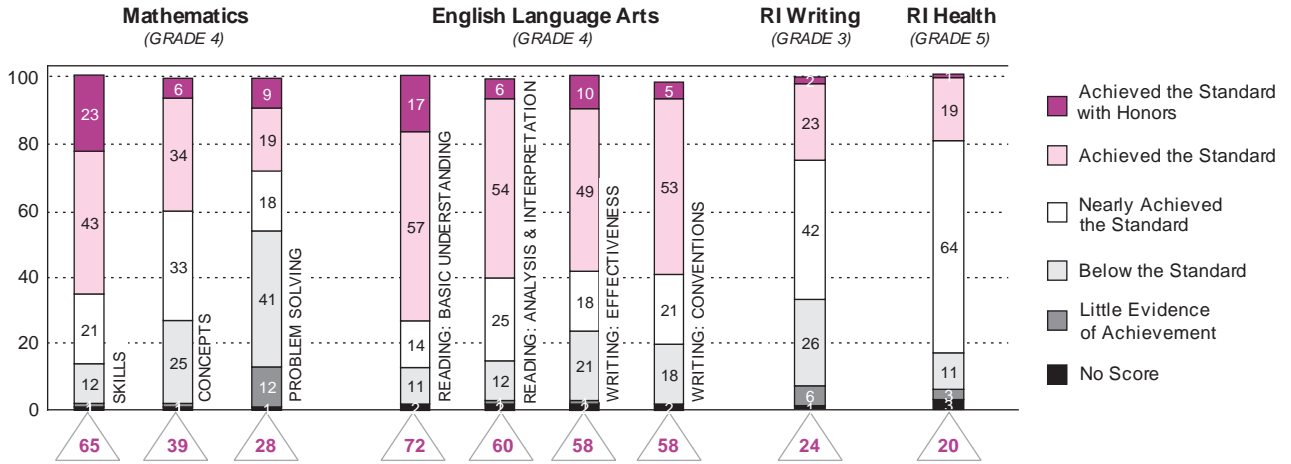
# Rhode Island

Information Works! School Year 2001-2002

Peter McWalters, Commissioner  
 158,046 Students  
 11,895 Teachers  
 44 School Districts (includes state operated and charter school districts)

Percentage of eligible students at each performance level on the elementary school assessments

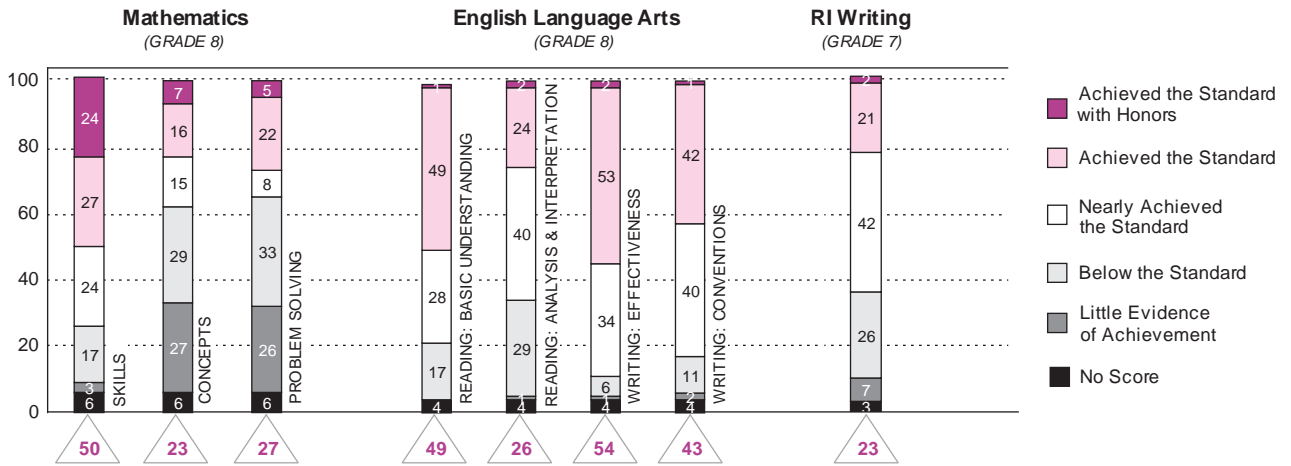
Numbers may not sum to 100% due to rounding.



Indicates the percent of all students who met or exceeded the standard (including LEP Level I and those eligible for Alternate Assessment)

Percentage of eligible students at each performance level on the middle school assessments

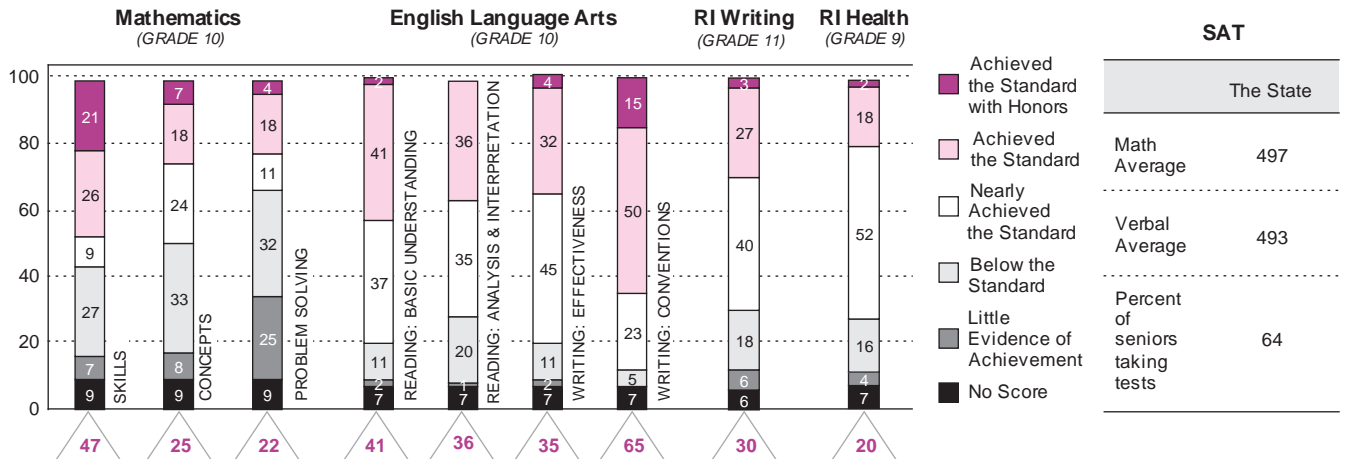
Numbers may not sum to 100% due to rounding.



Indicates the percent of all students who met or exceeded the standard (including LEP Level I and those eligible for Alternate Assessment)

Percentage of eligible students at each performance level on the high school assessments

Numbers may not sum to 100% due to rounding.



Indicates the percent of all students who met or exceeded the standard (including LEP Level I and those eligible for Alternate Assessment)

SAT	
The State	
Math Average	497
Verbal Average	493
Percent of seniors taking tests	64