


# Rhode Island: Students with Disabilities

Information Works! School Year 2001-2002


Dr. Thomas DiPaola, Director of Special Education  
 33,058 Students  
 38 School Districts  
 32 Outplacement Programs

Percentage of eligible students with disabilities at each performance level on the elementary school assessments



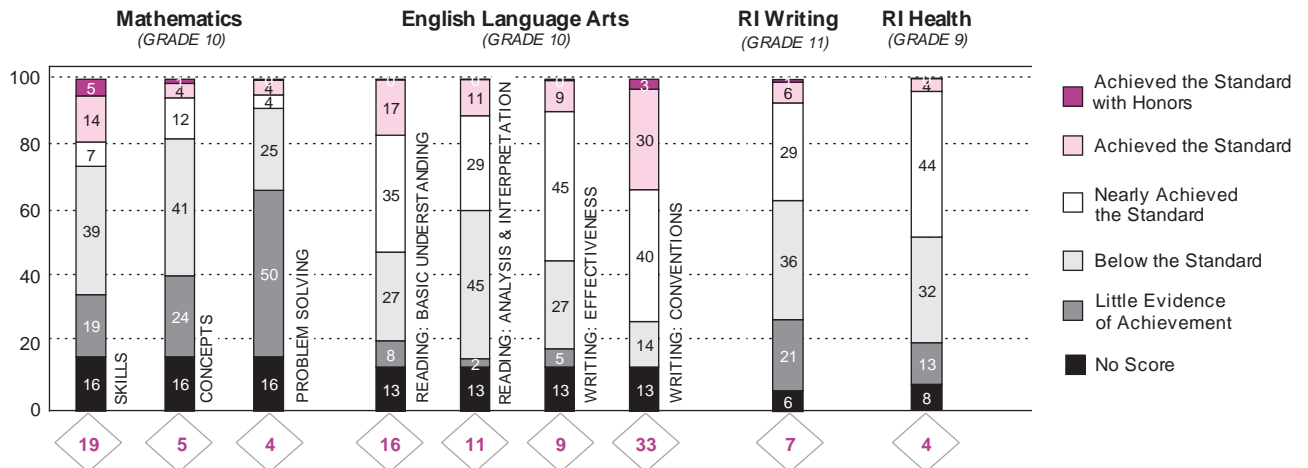
Indicates the percent of students with disabilities who met or exceeded the standard, including those who took an alternate assessment

Percentage of eligible students with disabilities at each performance level on the middle school assessments



Indicates the percent of students with disabilities who met or exceeded the standard, including those who took an alternate assessment

Percentage of eligible students with disabilities at each performance level on the high school assessments



Indicates the percent of students with disabilities who met or exceeded the standard, including those who took an alternate assessment