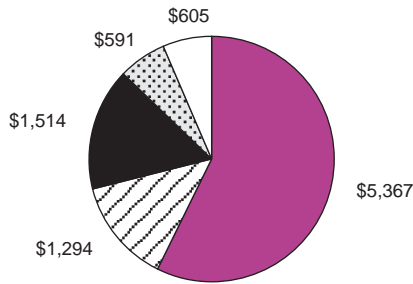


Including Other Commitments

Total PPE \$9,372



Total district expenditures for all programs

Data source: InSite

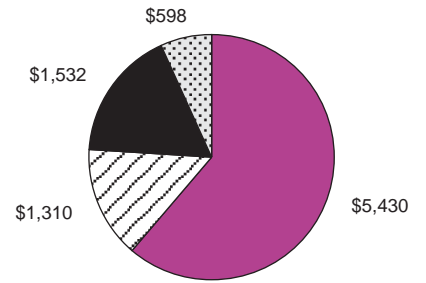
Total Per Pupil Expenditures

All of the following dollar figures are expressed as per pupil

- Instruction (see detail below)
- Instructional Support (see detail below)
- Operations
- Leadership (see detail below)
- Other Commitments

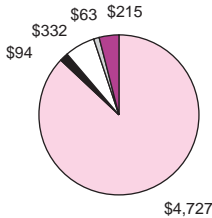
Excluding Other Commitments & Out-of-District Students

Total PPE \$8,870



The Other Commitments category includes such expenses as costs for district students taught outside of the district, debt service for facilities construction/repair, capital projects, retiree benefits, and community service operations (e.g., adult continuing education, child care centers). Because the Other Commitments category varies considerably from district to district, we include it for the full district picture (chart on left). This category is eliminated from further per pupil considerations (chart on right) to provide a more comparable and consistent picture district to district.

Instruction Detail
Total \$5,430

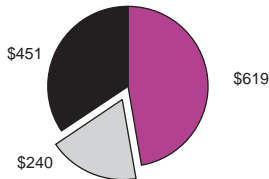


Details from total district expenditures for all programs

Data source: InSite

- Classroom teachers
- Substitute teachers
- Paraprofessionals
- Classroom technology
- Classroom materials (including textbooks)

Instructional Support Detail
Total \$1,310

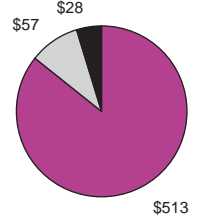


- Pupil support
 - guidance & counseling
 - library/media
 - extracurricular
 - student health & services
- Teacher support
 - curriculum development
 - professional development (see detail below)
 - sabbaticals
- Program support
 - program management
 - therapists
 - psychologists
 - evaluators
 - personal attendants
 - social workers

Professional Development Detail
(includes related substitute costs)



Leadership Detail
Total \$598



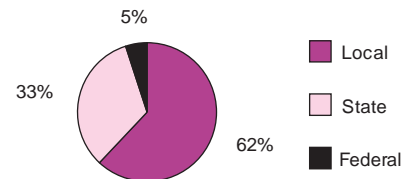
- School Management
- Program/Operations Management
- District Management

Total per pupil expenditures by educational program

Data source: InSite

	This District	The State
General Education	\$7,734	\$7,843
Limited English Proficiency	\$5,121	\$4,057
Special Education	\$30,644	\$27,075
Title 1	\$1,366	\$687
Vocational Education	\$16,652	\$10,371

Sources of Revenue
(excludes food service and debt service)



Data source: Form 31

Per pupil expenditure is not a simple head-count, but a count by full-time equivalent. Thus, a child's participation in Special Education Resource or English as a Second Language is counted only as a percentage of that child's day. In a six period day, a child who spends one period in the program will count as one sixth. Six such periods account for the per pupil expenditure, or the full-time equivalent (FTE). See User's Guide for further information.